

[illegible]

Quickly understand  
your payments,  
current charges,  
and the amount  
you need to pay  
with the simplified  
Account Summary.

See a clear breakdown between your Supply, Transmission, Local Delivery, Public Benefits, and Miscellaneous Charges & Credits.

Read additional  
messages about your  
account or products  
and services we offer.

UI

An Avangrid company

0013000000

Page 2 of 4

No Payment is Due

\$38.95 cr

Your Messages:

The **Solar Production Charge** is a per kWh rate that will appear on your bill every month. This charge to you is set by the Public Utility Regulatory Authority (PURA) each year for the cost of producing your solar power.

We know you count on us every day for the energy you need especially as you use energy to keep warm. We can help you manage your energy use and bill this winter and beyond. Visit [uinet.com/HelpWithBill](http://uinet.com/HelpWithBill).


Conveniently managing your account is just a Mobile App away. You can view and pay your bill, enroll in eBill and AutoPay, get outage updates and more! Search UI in the app store or get it on Google Play.

Do you need help paying your electricity bill? Our Low-Income Discount Rate (LIDR) may be able to help. If you qualify, you'll receive a 10% or 50% discount on current monthly charges. To view eligibility guidelines and information on how to enroll, please visit [uinet.com/LIDR](http://uinet.com/LIDR).

UI Contact Information


Manage your account online at [uinet.com](http://uinet.com)

For emergency services or billing inquiries call: 1.800.722.5594



Scan QR code for more information on our website about your bill.

Find all of our contact information in one place.



An Avangrid company

00130000000

Page 3 of 4

No Payment is Due\$38.95 cr

POD-ID: 3000000000000123 MAIN ST. NEW HAVEN CT 06513

Supplier: THE UNITED ILLUMINATING COMPANY

Your Meter Details

Bill Cycle: 01  
Service Period: 02/14/25 to 03/03/25 | 18 Days  
Next Meter Reading: On or about 04/02/25

Meter Number	USEIGN Type	Current Read	Prior Read	Multiplier	Total kWh	Read Type
011000000	To UII	000228	000000	1	228	Actual
V11000000	From UII	000000	000000	1	0	Actual

This is the Solar Production Charge based on the total kWh generated each billing cycle.

Total Charges for Electricity

Supply:

Supply Charge	\$0.00
Subtotal Supply	\$0.00

Transmission:


Transmission charges	\$0.00
Subtotal Transmission	\$0.00

Local Delivery:

Delivery charges	\$0.00
Subtotal Local Delivery	\$0.00

Public Benefits:

Solar Production Charge	228 kWh x \$0.005000	\$1.14
Subtotal Public Benefits		\$1.14
Total Current Charges		\$1.14



UI  
An Avangrid company

001300000

Page 4 of 4

No Payment is Due

\$28.87 cr

POD-ID: 1180000000000

123 MAIN ST. NEW HAVEN CT 06513

Supplier: SUPPLIER, LLC

### Your Meter Details

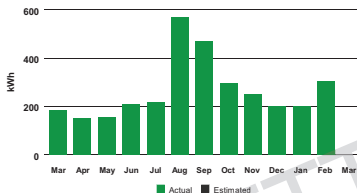
Bill Cycle: 01

Service Period: 02/14/25 to 03/05/25 | 20 Days

Next Meter Reading: On or about 04/02/25

Meter Number	USE/GEN Type	Current Read	Prior Read	Multiplier	Total kWh	Read Type
011000000	From UI	000089	000000	1	89	Actual
V11000000	To UI	000196	000000	1	196	Actual

### Usage History - Total Monthly kWh



Month	Actual (kWh)	Estimated (kWh)
Mar	200	150
Apr	150	150
May	150	150
Jun	220	150
Jul	220	150
Aug	580	150
Sep	480	150
Oct	300	150
Nov	250	150
Dec	200	150
Jan	200	150
Feb	300	150

Avg. Temp. 38° 46° 51° 63° 73° 76° 73° 67° 58° 48° 37° 33° 35°

### Total Charges for Electricity

#### Supply:

Supply Charge 0 kWh x \$0.122222 \$0.00

#### Subtotal Supply

\$0.00

#### Transmission:

Transmission 0 kWh x \$0.046888 \$0.00

#### Subtotal Transmission

\$0.00

#### Local Delivery:

Fixed Monthly Charge \$7.56

Distribution 0 kWh x \$0.100714 \$0.00

Revenue Decoupling 0 kWh x \$0.000618 \$0.00

#### Subtotal Local Delivery

\$7.56

#### Public Benefits:

Energy Assistance Costs 0 kWh x \$0.027419 \$0.00

Energy Efficiency Programs 0 kWh x \$0.006000 \$0.00

Renewable Energy Investment 0 kWh x \$0.001000 \$0.00

New England Grid Operator Cost 0 kWh x \$0.002039 \$0.00

State Mandated Energy Purchases 0 kWh x \$0.017564 \$0.00

Customer Produced Energy 0 kWh x \$0.004340 \$0.00

Misc. & Other Mandates 0 kWh x \$0.008948 \$0.00

Renewable Energy Solutions 107 kWh x \$0.434000 \$45.37 cr

Credit

#### Subtotal Public Benefits

\$45.37 cr

#### Total Current Charges

\$37.81 cr

### Supply Cost Comparison

Your Supplier Charge: \$0.00

Standard Service Comparison: \$0.00

#### Your Supplier Contract

Supplier Rate: 12.2222¢/kWh Fixed

Term: 24 Month(s)

Expires: May 2026 Meter Read

May Cycle rate: 12.2222¢/kWh

#### Standard Service


Standard Service Rate: 13.5683¢/kWh

Term: 6 Month(s) Fixed

Expires: Jun 30, 2025

### How Your Use Changed

This Month's  
Electric Use  
0 kWh



This month you used  
100.00% less  
than at the same time last year.