ACV-English Station Remediation Project - Dust Monitoring Daily Log

Site: Station B Client: VI Date: 08/26/19

Wind Direction: N Contractor: ACV Temperature: 57F

Daily Work Activities: Demo of station B on North side, loading of demo debris.

Observations: Chilly & windy in the morning. ~~Sunny~~ Ocasionally sunny in the afternoon.

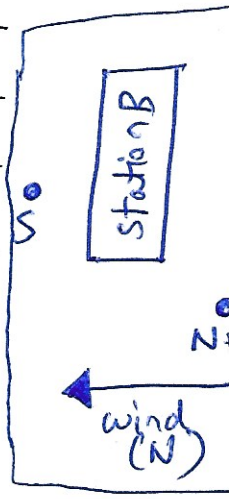

Equipment Used: Dust Trak 8530

Dust Monitor Signature: Sai Reddy

Start: 7:15am

Baseline Reading: 0.013 mg/m³ (NE)
0.016 mg/m³ (S)

Time	Sample Location	Result ~~µg/m³~~ mg/m³	Up/Down Wind	Sample Exceedance of xxx? (Yes/No) (If Yes, provide work activity & response action)
8:30	North East	0.009	up	No
8:30	South	0.01	down	No
9:30	North East	0.008	up	No
9:30	South	0.022	down	No
10:30	NE	0.009	up	No
10:30	S	0.03	down	No
11:30	NE	0.010	up	No
11:30	S	0.032	down	No
12:30	NE	0.009	up	No
12:30	S	0.015	down	No
13:30	NE	0.011	up	No
13:30	S	0.006	down	No
14:30	NE	0.021	up	No
14:30	S	0.01	down	No

TWA: 0.009 mg/m³ (NE), 0.015 mg/m³ (S)

Highest concentration: 0.021 mg/m³ (NE), 0.039 mg/m³ (S)

ACV-English Station Remediation Project - Dust Monitoring Daily Log

Site: Station B Client: VI Date: 08.28.19

Wind Direction: NE Contractor: ACV Temperature: 72 F

Daily Work Activities: Loading of demo debris and shipping it off-site

Observations: Rainy day

Equipment Used: Dust Trak 8530

Dust Monitor Signature: Sai Reddy Baseline Reading: 0.014 mg/m³ (SW) 0.01 mg/m³ (NE)

start: 9:30 am

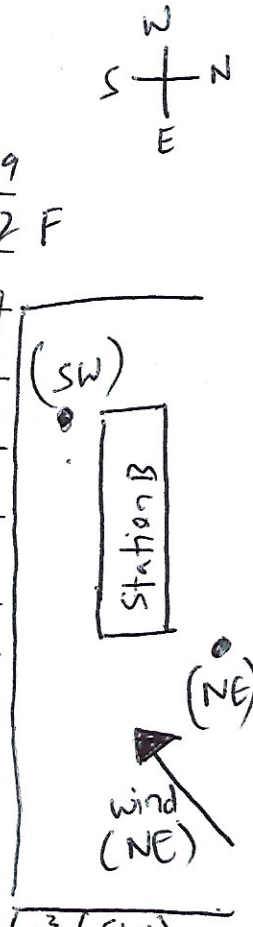

Time	Sample Location	Result ~~µg/m³~~ mg/m³	Up/Down Wind	Sample Exceedance of xxx? (Yes/No) (If Yes, provide work activity & response action)
10:30	SW	0.016		
10:30	NE	0.008		
11:30	SW	0.01		
11:30	NE	0.011		
12:30	SW	0.01		
12:30	NE	0.01		
13:30	SW	0.008		
13:30	NE	0.008		
14:30	SW	0.011		
14:30	NE	0.014		

TWA: 0.009 mg/m³ (SW), 0.007 mg/m³ (NE)

Highest concentration: 0.041 mg/m³ (SW), 0.015 mg/m³ (NE)

ACV-English Station Remediation Project - Dust Monitoring Daily Log

Site: Station B Client: VI Date: 08/29/19

Wind Direction: N Contractor: ACV Temperature: 67 F

Daily Work Activities: Loading demo debris into trailers & loading of steel into cans.

Observations: Sunny day

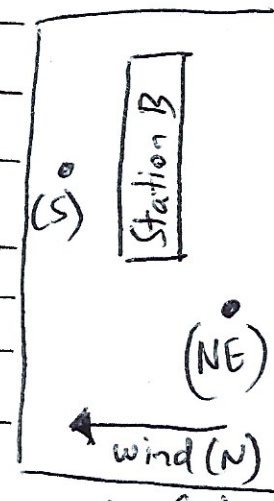

Equipment Used: Dust Trak 8530

Dust Monitor Signature: Sai Reddy

Start: 7:30 am

Baseline Reading: 0.009 mg/m³ (S)
0.011 mg/m³ (NE)

Time	Sample Location	Result ~~µg/m³~~ mg/m³	Up/Down Wind	Sample Exceedance of xxx? (Yes/No) (If Yes, provide work activity & response action)
8:30	South	0.012	down	No
8:30	North East	0.013	up	No
9:30	S	0.01	down	No
9:30	NE	0.01	up	No
10:30	S	0.015	down	No
10:30	NE	0.013	up	No
11:30	S	0.014	down	No
11:30	NE	0.012	up	No
12:30	S	0.013	down	No
12:30	NE	0.015	up	No
13:30	S	0.019	down	No
13:30	NE	0.014	up	No
14:30	S	0.036	down	No
14:30	NE	0.012	up	No

TWA: 0.02 mg/m³ (S), 0.012 mg/m³ (NE)

Highest concentration: 0.068 mg/m³ (S), 0.018 mg/m³ (NE)

ACV-English Station Remediation Project - Dust Monitoring Daily Log

Site: Station B Client: VI Date: 08·30·19

Wind Direction: NW Contractor: ACV Temperature: ____

Daily Work Activities: Loading of demo debris into trailers

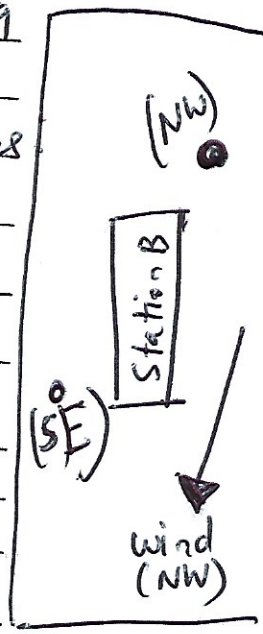

Observations: Sunny day.

Equipment Used: Dust Trak 8530

Dust Monitor Signature: ____

Baseline Reading: 0.014 mg/m³ (NW)
0.019 mg/m³ (SE)

Start: 7:30

Time	Sample Location	Result ~~µg/m³~~ mg/m³	Up/Down Wind	Sample Exceedance of xxx? (Yes/No) (If Yes, provide work activity & response action)
8:30	NW	0.011	up	No
8:30	SE	0.01	down	No
9:30	NW	0.01	up	No
9:30	SE	0.008	down	No
10:30	NW	0.014	up	No
10:30	SE	0.014	down	No
11:30	NW	0.018	up	No
11:30	SE	0.012	down	No
12:30	NW	0.019	up	No
12:30	SE	0.011	down	No
13:30	NW	0.017	up	No
13:30	SE	0.011	down	No
14:30	NW	0.019	up	No
14:30	SE	0.014	down	No
15:30	NW	0.023	up	No
15:30	SE	0.019	down	No

TWA: 0.012 mg/m³ (SE), 0.016 mg/m³ (NW)

Highest concentration: 0.022 mg/m³ (SE), 0.025 mg/m³ (NW)

ACV-English Station Remediation Project - Dust Monitoring Daily Log

Site: Station B Client: VI Date: 09.03.19

Wind Direction: N Contractor: ACV Temperature: 64

Daily Work Activities: Loading demo debris into the trailers and taking them off-site.

Observations: Windy & Sunny day



Equipment Used: Dust Trak 8530

Dust Monitor Signature: Sai Reddy Baseline Reading: 0.023 mg/m³ (NE)
0.017 mg/m³ (S)

Start: 7:30 am

Time	Sample Location	Result ~~µg/m³~~ mg/m³	Up/Down Wind	Sample Exceedance of xxx? (Yes/No) (If Yes, provide work activity & response action)
8:30	NE	0.016	up	No
8:30	S	0.02	down	No
9:30	NE	0.014	up	NO
9:30	S	0.014	down	NO
10:30	NE	0.017	up	NO
10:30	S	0.021	down	NO
11:30	NE	0.016	up	NO
11:30	S	0.017	down	NO
12:30	NE	0.017	up	NO
12:30	S	0.016	down	NO
13:30	NE	0.014	up	NO
13:30	S	0.017	down	NO
14:30	NE	0.015	up	NO
14:30	S	0.019	down	NO
15:30	NE	0.014	up	NO
15:30	S	0.018	down	

TWA: 0.016 mg/m³ (NE), 0.018 mg/m³ (S)

Highest concentration: 0.027 mg/m³ (NE), 0.018 mg/m³ (S)

ACV-English Station Remediation Project - Dust Monitoring Daily Log

Site: Station-B Client: VI Date: 09/04/19

Wind Direction: S Contractor: ACV Temperature: ____

Daily Work Activities: Loading of demo debris into trailers.

Observations: Sunny day with slight rain at the end of the day.

Equipment Used: Dust Trak 8530

Dust Monitor Signature: Sai Reddy Baseline Reading: 0.021 (NE), 0.024 (NW)

Start: 0730

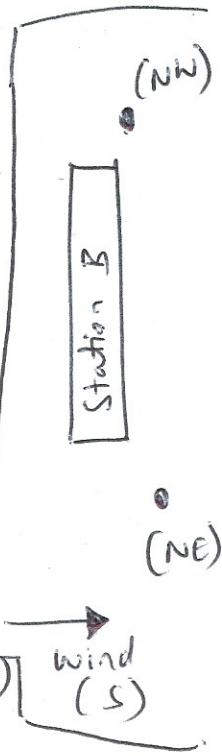

Time	Sample Location	Result ~~µg/m³~~ mg/m³	Up/Down Wind	Sample Exceedance of xxx? (Yes/No) (If Yes, provide work activity & response action)
8:30	NE	0.015		NO
8:30	NW	0.014		NO
9:30	NE	0.014		NO
9:30	NW	0.016		NO
10:30	NE	0.02		NO
10:30	NW	0.019		NO
1130	NE	0.019		NO
1130	NW	0.02		NO
1230	NE	0.024		NO
1230	NW	0.027		NO
1330	NE	0.025		NO
1330	NW	0.027		NO
1430	NE	0.023		NO
1430	NW	0.027		NO
1530	NE	0.025		NO

TWA: 0.021 mg/m³ (NE), 0.022 mg/m³ (NW)

Highest concentration: 0.034 mg/m³ (NE), 0.036 mg/m³ (NW)

ACV-English Station Remediation Project - Dust Monitoring Daily Log

Site: Station B Client: UT Date: 09.05.19

Wind Direction: N Contractor: ACV Enviro Temperature: 62 F

Daily Work Activities: Loading demo debris into trailers and shipping them off-site.

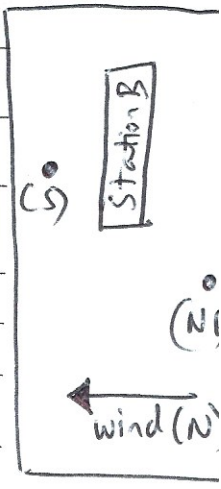

Observations: Windy day with slight rain.

Equipment Used: DustTrak 8530

Dust Monitor Signature: Sai Reddy Baseline Reading: 0.010 mg/m³ (NE)
0.024 mg/m³ (S)

Start @ 7:15am

Time	Sample Location	Result µg/m³	Up/Down Wind	Sample Exceedance of xxx? (Yes/No) (If Yes, provide work activity & response action)
8:15	S	0.014	down	No
8:15	NE	0.007	up	No
9:15	S	0.009	down	No
9:15	NE	0.005	up	No
10:15	S	0.009	down	No
10:15	NE	0.002	up	No
11:15	S	0.011	down	No
11:15	NE	0.002	up	No
12:15	S	0.008	down	No
12:15	NE	0.002	up	No
13:15	S	0.008	down	No
13:15	NE	0.003	up	No
14:15	S	0.008	down	No
14:15	NE	0.006	up	No
15:15	S	0.018	down	No
15:15	NE	0.005	up	No

TWA: 0.01 mg/m³ (S), 0.004 mg/m³ (NE)

Highest concentration: 0.019 mg/m³ (S), 0.008 mg/m³ (NE)

ACV-English Station Remediation Project - Dust Monitoring Daily Log

Site: Station B Client: VI Date: 09/06/19

Wind Direction: N Contractor: ACV Enviro Temperature: 60 F

Daily Work Activities: Loading demo debris into trailers

Observations: Chilly, windy

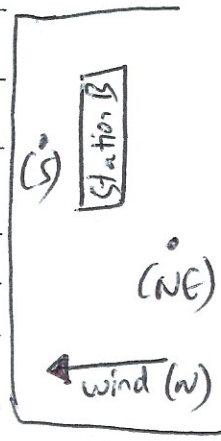

Equipment Used: DustTrak 8530

Dust Monitor Signature: Sai Reddy Baseline Reading: 0.017 mg/m³ (NE)
0.015 mg/m³ (S)

Start: 0715

Time	Sample Location	Result µg/m³	Up/Down Wind	Sample Exceedance of xxx? (Yes/No) (If Yes, provide work activity & response action)
0815	NE	0.019	up	NO
0815	S	0.02	down	NO
0915	NE	0.015	up	NO
0915	S	0.014	down	NO
1015	NE	0.009	up	NO
1015	S	0.019	down	NO
1115	NE	0.007	up	NO
1115	S	0.014	down	NO
1215	NE	0.004	up	NO
1215	S	0.014	down	NO
1315	NE	0.004	up	NO
1315	S	0.006	down	NO
1415	NE	0.005	up	NO
1415	S	0.011	down	NO

TWA: 0.009 mg/m³ (NE), 0.013 mg/m³ (S)

Highest concentration: 0.02 mg/m³ (NE), 0.034 mg/m³ (S)

ACV-English Station Remediation Project - Dust Monitoring Daily Log

Site: Station B Client: VI Date: 09/09/19

Wind Direction: N Contractor: ACV Enviro Temperature: 61 F

Daily Work Activities: Loading demo debris into trailers.

Observations: Chilly, windy day.

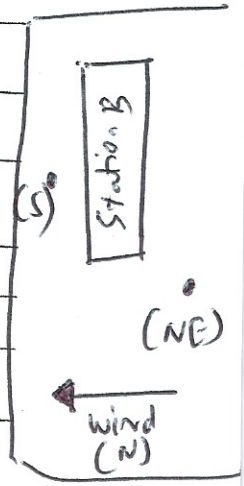

Equipment Used: DustTrak 8530

Dust Monitor Signature: Sai Reddy Baseline Reading: 0.012 mg/m³ (NE)
0.016 mg/m³ (S)

Start: 0715

Time	Sample Location	Result µg/m³	Up/Down Wind	Sample Exceedance of xxx? (Yes/No) (If Yes, provide work activity & response action)
0815	NE	0.02	up	No
0815	S	0.021	down	No
0915	NE	0.008	up	No
0915	S	0.009	down	No
1015	NE	0.006	up	No
1015	S	0.012	down	No
1115	NE	0.008	up	No
1115	S	0.01	down	No
1215	NE	0.009	up	No
1215	S	0.013	down	No
1315	NE	0.011	up	No
1315	S	0.011	down	No
1415	NE	0.013	up	No
1415	S	0.013	down	No
1515	NE	0.008	up	No

TWA: 0.01 mg/m³ (NE), 0.013 mg/m³ (S)

Highest concentration: 0.025 mg/m³ (NE), 0.029 mg/m³ (S)

Time	Sample Location	Result µg/m³	Up/Down Wind	Sample Exceedance of xx? (Yes/No) (If Yes, provide work activity and response action)
1515	S	0.011	down	No
1615	NE	0.01	up	no
1615	S	0.011	down	No

ACV-English Station Remediation Project - Dust Monitoring Daily Log

Site: Station B Client: VI Date: 09/10/19

Wind Direction: NE Contractor: ACV Enviro Temperature: 64 F

Daily Work Activities: Consolidating & loading demo debris into trailers & taking them off site.

Observations: Mostly cloudy, ~~with~~ sunny in the afternoon

Equipment Used: DustTrak 8530

Dust Monitor Signature: Sai Reddy Baseline Reading: 0.015 (SW) 0.02 (NE)

Start: 0730

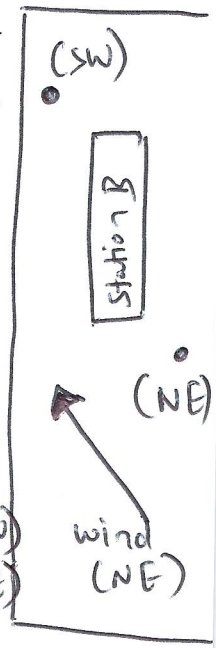

Time	Sample Location	Result µg/m³	Up/Down Wind	Sample Exceedance of xxx? (Yes/No) (If Yes, provide work activity & response action)
0830	SW	0.018	down	No
0830	NE	0.019	up	No
0930	SW	0.025	down	No
0930	NE	0.015	up	No
1030	SW	0.016	down	No
1030	NE	0.013	up	No
1130	SW	0.011	down	No
1130	NE	0.007	up	No
1230	SW	0.018	down	No
1230	NE	0.008	up	No
1330	SW	0.013	down	No
1330	NE	0.008	up	No
1430	SW	0.01	down	No
1430	NE	0.005	up	No
1530	SW	0.011	down	No

TWA: 0.015 mg/m³ (SW), 0.012 mg/m³ (NE)

Highest concentration: 0.027 mg/m³ (SW), 0.027 mg/m³ (NE)

Time	Sample Location	Result µg/m³	Up/Down Wind	Sample Exceedance of xx? (Yes/No) (If Yes, provide work activity and response action)
1530	NE	0.011	up	NO
1630	SW	0.012	down	NO
1630	NE	0.008	up	NO

ACV-English Station Remediation Project - Dust Monitoring Daily Log

Site: Station B Client: VI Date: 09/11/19

Wind Direction: SW Contractor: ACV Enviro Temperature: _____

Daily Work Activities: Consolidated debris and loading demo debris into trailers & shipping them off site to Minerva.

Observations: Sunny day.

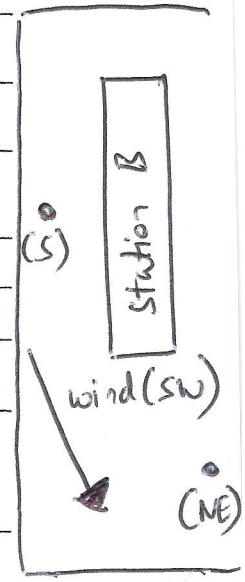

Equipment Used: DustTrak 8530

Dust Monitor Signature: Sai Reddy Baseline Reading: 0.015 (NE) 0.011 (S)

Start: 0800

Time	Sample Location	Result µg/m³	Up/Down Wind	Sample Exceedance of xxx? (Yes/No) (If Yes, provide work activity & response action)
0900	NE	0.012	down	NO
0900	S	0.013	up	NO
1000	NE	0.012	down	NO
1000	S	0.017	up	NO
1100	NE	0.016	down	NO
1100	S	0.018	up	NO
1200	NE	0.019	down	NO
1200	S	0.022	up	NO
1300	NE	0.024	down	NO
1300	S	0.025	up	NO
1400	NE	0.034	down	NO
1400	S	0.037	up	NO
1500	NE	0.03	down	NO
1500	S	0.036	up	NO
1600	NE	0.031	down	NO

TWA: 0.021 mg/m³ (NE), 0.023 mg/m³ (S)

Highest concentration: 0.035 (NE), 0.038 mg/m³ (S)

Time	Sample Location	Result µg/m³	Up/Down Wind	Sample Exceedance of xx? (Yes/No) (If Yes, provide work activity and response action)
1600	S	0.032	up	No
1700	NE	0.028	down	No
1700	S	0.033	up	NO

ACV-English Station Remediation Project - Dust Monitoring Daily Log

Site: Station B Client: VI Date: 09/12/19

Wind Direction: N Contractor: ACV Enviro Temperature: 72 F

Daily Work Activities: Consolidation of demo debris.

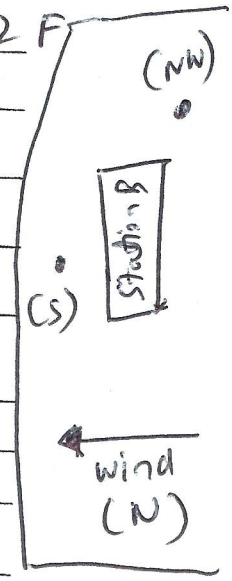

Observations: Slight rain and cloudy

Equipment Used: DustTrak 8530

Dust Monitor Signature: Sai Reddy Baseline Reading: 0.037 mg/m³ (S)
0.032 mg/m³ (NW)

Start time: 0730

Time	Sample Location	Result µg/m³	Up/Down Wind	Sample Exceedance of xxx? (Yes/No) (If Yes, provide work activity & response action)
0830	S	0.035	down	No
0830	NW	0.03	up	No
0930	S	0.03	down	No
0930	NW	0.025	up	No
1030	S	0.036	down	No
1030	NW	0.025	up	No
1130	S	0.025	down	No
1130	NW	0.026	up	No
1230	S	0.019	down	No
1230	NW	0.023	up	No
1330	S	0.021	down	No
1330	NW	0.021	up	No
1430	S	0.03	down	No
1430	NW	0.023	up	No

TWA: 0.025 mg/m³ (S) ; 0.023 mg/m³ (NW)

Highest concentration: 0.042 mg/m³ (S) , 0.034 mg/m³ (NW)

ACV-English Station Remediation Project - Dust Monitoring Daily Log

Site: Station B Client: VI Date: 09/13/19

Wind Direction: N Contractor: ACV Enviro Temperature: 55F

Daily Work Activities: Consolidating demo debris, loading debris into trailers. Loading steel into roll off cans.

Observations: Chilly, windy

Equipment Used: DustTrak 8530

Dust Monitor Signature: Sai Reddy

Start: 07:30 am

Baseline Reading: 0.028(S) 0.013 (NW)

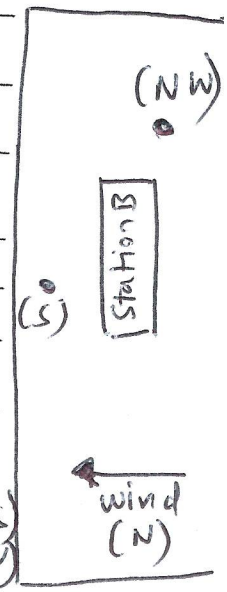

Time	Sample Location	Result µg/m³	Up/Down Wind	Sample Exceedance of xxx? (Yes/No) (If Yes, provide work activity & response action)
08:30	S	0.027	down	NO
08:30	NW	0.015	up	NO
09:30	S	0.016	down	NO
09:30	NW	0.009	up	NO
10:30	S	0.002	down	NO
10:30	NW	0.016	up	NO
11:30	S	0.002	down	NO
11:30	NW	0.018	up	NO
12:30	S	0.003	down	NO
12:30	NW	0.018	up	NO
13:30	S	0.005	down	NO
13:30	NW	0.012	up	NO
14:30	S	0.005	down	NO
14:30	NW	0.013	up	NO

TWA: 0.009 mg/m³ (S), 0.014 mg/m³ (NW)

Highest concentration: 0.03 mg/m³ (S), 0.028 mg/m³ (NW)