ACV-English Station Remediation Project - Dust Monitoring Daily Log

Site: Station B Client: UI Date: 12-26-19

Wind Direction: NW 9 mph Contractor: ACV Enviro Temperature: 21°F

Daily Work Activities: Demo, remove traffic pattern

Observations: Sunny, cold

Equipment Used: Dust Trak 8530 NW - 8530045003 SE - 8530191406

Start Time: SE - 8:00 am NW - 8:04 am

Dust Monitor Signature: [signature] Baseline Reading: SE - .032 mg/m³ NW - .045 mg/m³

NW

SE

wind direction

Time	Sample Location	Result mg/m³	Up/Down Wind	Sample Exceedance of xxx? (Yes/No) (If Yes, provide work activity & response action)
9:00	SE	.058	up	NO
9:04	NW	.15	down	NO
10:00	SE	.037	up	NO
10:04	NW	.044	down	NO
11:00	SE	.023	up	NO
11:04	NW	.027	down	NO
12:00	SE	.028	up	NO
12:04	NW	.058	down	NO
13:00	SE	.011	up	NO
13:04	NW	.007	down	NO
14:00	SE	.018	up	NO
4:05	NW	.006	down	NO
15:00	SE	.011	up	NO
15:04	NW	.005	down	NO
16:00	SE	.014	up	NO
16:04	NW	.005	down	NO

TWA: SE - .022 mg/m³ NW - .041 mg/m³

Highest Concentration: SE - .067 mg/m³ NW - .15 mg/m³

ACV-English Station Remediation Project - Dust Monitoring Daily Log

Site: Station B Client: UI Date: 12-23-19

Wind Direction. NW 3mph Contractor: ACV Enviro Temperature: 32°F

Daily Work Activities: consolidating demo debris within footprint.

Observations: Sunny



Equipment Used: Dust Trak 8530 NW - 8530065603 SE - 8530191406

Start Time: NW - 7:56 am SE - 7:56 am

Dust Monitor Signature: Jeffy [signature] Baseline Reading: NW - .132 mg/m³ SE - .127 mg/m³

Time	Sample Location	Result mg/m³	Up/Down Wind	Sample Exceedance of xxx? (Yes/No) (If Yes, provide work activity & response action)
8:56	NW	.08	down	NO
8:56	SE	.096	up	NO
9:56	NW	.129	down	NO
9:56	SE	.051	up	NO
10:56	NW	.06	down	NO
10:56	SE	.067	up	NO
11:56	NW	.07	down	NO
11:56	SE	.076	up	NO
12:56	NW	.073	down	NO
12:56	SE	.081	up	NO
13:56	NW	.08	down	NO
13:56	SE	.091	up	NO
14:56	NW	.067	down	NO
14:56	SE	.079	up	NO

TWA: NW - .074 mg/m³ SE - .081 mg/m³

Highest Concentration: NW - .132 mg/m³ SE - .129 mg/m³

ACV-English Station Remediation Project - Dust Monitoring Daily Log

Site: Station B Client: UI Date: 12-24-19

Wind Direction: NW 5mph Contractor: ACV Enviro Temperature: 40°F

Daily Work Activities: Consolidate demo debris within footprint of foundation

Observations: Sunny, Clear



Equipment Used: Dust Trak 8530

Start Time: NW - 7:15am SE - 7:22am

Dust Monitor Signature: [signature] Baseline Reading: NW - .024 mg/m³ SE - .032 mg/m³

Time	Sample Location	Result mg/m³	Up/Down Wind	Sample Exceedance of xxx? (Yes/No) (If Yes, provide work activity & response action)
8:15	NW	.024	down	NO
8:22	~~NW~~ SE	.024	up	NO
9:15	NW	.077	down	NO
9:22	SE	.012	up	NO
10:15	NW	.005	down	NO
10:22	SE	.011	up	NO
11:15	NW	.006	down	NO
11:22	SE	.009	up	NO
12:15	NW	.006	down	NO
12:22	SE	.01	up	NO

TWA: NW - .008 mg/m³ SE - .012 mg/m³

Highest Concentration: NW - .059 mg/m³ SE - .041 mg/m³

ACV-English Station Remediation Project - Dust Monitoring Daily Log

Site: Station B Client: UI Date: 12-26-19

Wind Direction: N 8mph Contractor: ACV Enviro Temperature: 34°F

Daily Work Activities: Rough cleaning of floors



Observations: Cloudy

Equipment Used: Dust Trak 8530 NW - 8530095003 SE - 8530191406

Start Time: NW - 7:33 am SE - 7:32 am

Dust Monitor Signature: [signature] Baseline Reading: NW - .026 mg/m³ SE - .037 mg/m³

Time	Sample Location	Result mg/m³	Up/Down Wind	Sample Exceedance of xxx? (Yes/No) (If Yes, provide work activity & response action)
8:32	SE	.037	up	NO
8:33	NW	.023	down	NO
9:32	SE	.041	up	NO
9:33	NW	.026	down	NO
10:32	SE	.04	up	NO
10:33	NW	.027	down	NO
11:32	SE	.045	up	NO
11:33	NW	.028	down	NO
12:32	SE	.039	up	NO
12:33	NW	.029	down	NO
13:32	SE	.042	up	NO
13:33	NW	.029	down	NO
14:22	SE	.04	up	NO
14:33	NW	.034	down	NO

TWA: SE - .036 mg/m³ NW - .052 mg/m³

Highest Concentration: SE - .06 mg/m³

NW - 1.29 mg/m³

ACV-English Station Remediation Project - Dust Monitoring Daily Log

Site: Station B Client: UI Date: 12-27-19

Wind Direction: SE 5mph Contractor: ACV Enviro Temperature: 42 F

Daily Work Activities: Rough Cleaning of floor

SW

Observations: Overcast

wind dir.

NE

Equipment Used: Dust Trak 8530 SW- 8530095003 NE-8530191406

Start Time: SW-0754 NE-0755

Dust Monitor Signature: Baseline Reading: SW-.023 mg/m3 NE-.019 mg/m3

Time	Sample Location	Result mg/m³	Up/Down Wind	Sample Exceedance of xxx? (Yes/No) (If Yes, provide work activity & response action)
0854	SW	.025	Down	NO
0855	NE	.03	Up	NO
0954	SW	.013	Down	NO
0955	NE	.017	Up	NO
1054	SW	.015	Down	NO
1055	NE	.021	Up	NO
1154	SW	.016	Down	NO
1155	NE	.024	Up	NO
1254	SW	.014	Down	NO
1255	NE	.023	Up	NO
1354	SW	.014	Down	NO
1355	NE	.022	Up	NO
1454	SW	.012	Down	NO

Time	Sample Location	Result mg/m³	Up/Down Wind	Sample Exceedance of xx? (Yes/No) (If Yes, provide work activity and response action)
1455	NE	.018	Up	NO
1554	SW	.019	Down	NO
1545	NE	.02	Up	NO

ACV-English Station Remediation Project - Dust Monitoring Daily Log

Site: Station B Client: UI Date: 12-30-19

Wind Direction: NE 5mph Contractor: ACV Enviro Temperature: 40°F

Daily Work Activities: Rough Floor cleaning. Removing of sand on roof of NE structure with Power Vac

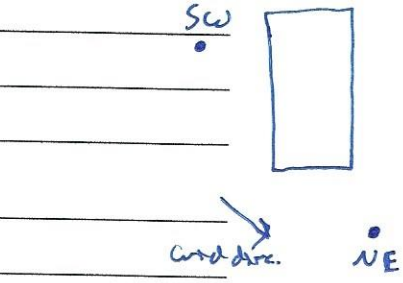

Observations: Heavy rain

Equipment Used: Dust Trak 8530 SW - 8530095003 NE - 8530191406

Start Time: SW - 7:58am NE - 8:09am

Dust Monitor Signature: Baseline Reading: SW - .003 mg/m³ NE - .002 mg/m³

Time	Sample Location	Result mg/m³	Up/Down Wind	Sample Exceedance of xxx? (Yes/No) (If Yes, provide work activity & response action)
8:58	SW	.001 mg/m³	up	No
9:09	NE	.0	down	No
9:58	SW	.001 mg/m³	up	No
10:09	NE	0	down	No
10:58	SW	0	up	No
11:09	NE	.001	down	No
11:58	SW	.001	up	No
12:09	NE	.002	down	No
12:58	SW	.001	up	No
13:09	NE	.003	down	No
13:58	SW	.001	up	No
14:00	NE	.004	down	No
14:58	SW	.001	up	No

TWA: SW - .001 mg/m³ NE - .002 mg/m³

Highest Concentration: SW - .003 mg/m³ NE - .006 mg/m³

Time	Sample Location	Result mg/m³	Up/Down Wind	Sample Exceedance of xx? (Yes/No) (If Yes, provide work activity and response action)
15:09	NE	.004	down	NO
15:58	SW	.001	up	NO
[illegible]				
[illegible]				

ACV-English Station Remediation Project - Dust Monitoring Daily Log

Site: Station B Client: UI Date: 12-31-19

Wind Direction: NW 8mph Contractor: ACV Enviro Temperature: 36 °F

Daily Work Activities: Rough cleaning of floor. Clean waste sludge tank. Demo platform and tank.

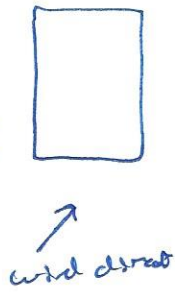

Observations: Sunny

Equipment Used: Dust Trak 8530 NW - 8530095003 SE - 8530191406

Start Time: NW - 7:51 am SE - 7:53 am

Dust Monitor Signature: [signature] Baseline Reading: NW - .003 mg/m³ SE - .007 mg/m³

Time	Sample Location	Result mg/m³	Up/Down Wind	Sample Exceedance of xxx? (Yes/No) (If Yes, provide work activity & response action)
8:51	NW	.001	down	No
8:53	SE	.014	up	No
9:51	NW	0	down	No
9:53	SE	.007	up	No
10:51	NW	.002	down	No
10:53	SE	.008	up	No
11:51	NW	.003	down	No
11:53	SE	.01	up	No
12:51	NW	.005	down	No
12:53	SE	.011	up	No
13:51	NW	.004	down	No
13:53	SE	.011	up	No

TWA: NW - .002 mg/m³ SE - .008 mg/m³

Highest Concentration: NW - .005 mg/m³ SE - .019 mg/m³

ACV-English Station Remediation Project - Dust Monitoring Daily Log

Site: Station B Client: UI Date: 1-2-19

Wind Direction: W 6mph Contractor: ACV Enviro Temperature: 34°F

Daily Work Activities: Rough cleaning of Floor

Observations: Sunny



Equipment Used: Dust Trak 8530 NW - 8530095003 SE - 8530191406

Start Time: NW - 7:51am SE - 7:43am

Dust Monitor Signature: Jeff Bryant Baseline Reading: NW - .019 mg/m³ SE - .024 mg/m³

Time	Sample Location	Result mg/m³	Up/Down Wind	Sample Exceedance of xxx? (Yes/No) (If Yes, provide work activity & response action)
8:51	NW	.019	down	NO
8:43	SE	.024	up	NO
9:51	NW	.021	down	NO
9:43	SE	.026	up	NO
10:51	NW	.023	down	NO
10:43	SE	.03	up	NO
11:51	NW	.009	down	NO
11:43	SE	.016	up	NO
12:51	NW	.015	down	NO
12:43	SE	.02	up	NO
13:51	NW	.021	down	NO
13:43	SE	.027	up	NO
14:51	NW	.021	down	NO
14:43	SE	.03	up	NO

TWA: NW - .017 mg/m³ SE - .03 mg/m³

Highest Concentration: NW - .028 mg/m³ SE - .03 mg/m³

ACV-English Station Remediation Project - Dust Monitoring Daily Log

Site: Station B Client: UI Date: 1-3-20

Wind Direction: SW 6mph Contractor: ACV Enviro Temperature: 43°F

Daily Work Activities: rough cleaning of floor

SW

Observations: Light rain

NE

Equipment Used: Dust Trak 8530 8530191406 - NE 8530095003 - SW

Start Time: NE - 8:52 SW - 8:58

Dust Monitor Signature: [signature] Baseline Reading: NE - .031 mg/m³ SW - .028 mg/m³

Time	Sample Location	Result mg/m³	Up/Down Wind	Sample Exceedance of xxx? (Yes/No) (If Yes, provide work activity & response action)
9:52	NE	.036	up	No
9:58	SW	.029	down	Yes
10:52	NE	.035	up	No
10:58	SW	.026	down	Yes
11:52	NE	.04	up	No
11:58	SW	.031	down	Yes
12:52	NE	.045	up	No
12:58	SW	.032	down	Yes
13:52	NE	.048	up	No
13:58	SW	.034	down	Yes
14:42	NE	.054	up	No
14:38	SW	.038	down	Yes

TWA: NE - .031 mg/m³ SW - .023 mg/m³

Highest Concentration: NE - .06 mg/m³ SW - .042 mg/m³

ACV-English Station Remediation Project - Dust Monitoring Daily Log

Site: Station B Client: UI Date: 1-6-00

Wind Direction: SW 5mph Contractor: ACV Enviro Temperature: 34°F

Daily Work Activities: Rough cleaning of floor SW corner of basement

SW

Observations: Sunny, cold

wind dir. NE

Equipment Used: Dust Trak 8530 SW - 8530065003 NE - 8530191406

Start Time: SW - 7:46am NE - 7:56am

Dust Monitor Signature: Baseline Reading: SW - .013 mg/m³ NE - .018 mg/m³

Time	Sample Location	Result mg/m³	Up/Down Wind	Sample Exceedance of xxx? (Yes/No) (If Yes, provide work activity & response action)
8:46	SW	.022	down	No
8:56	NE	.027	up	No
9:46	SW	.032	down	No
9:56	NE	.039	up	No
10:46	SW	.036	down	No
10:56	NE	.045	up	No
11:46	SW	.032	down	No
11:56	NE	.039	up	No
12:46	SW	.022	down	No
12:56	NE	.031	up	No
13:46	SW	.019	down	No
13:56	NE	.022	up	No
14:46	SW	.005	down	No
14:56	NE	.015	up	No

TWA: SW - .022 mg/m³ NE - .03 mg/m³

Highest Concentration: SW - .036 mg/m³ NE - .048 mg/m³

ACV-English Station Remediation Project - Dust Monitoring Daily Log

Site: Station B Client: UI Date: 1-7-20

Wind Direction: W 5 mph Contractor: ACV Enviro Temperature: 38 F

Daily Work Activities: Dewatering of lower elevated area in basement. Rough cleaning of lower elevated area of the basement.

SW

Observations: Clear and sunny

Equipment Used: Dust Trak 8530 8530095003 – SW

8530191406 - NE

Wind dir. NE

Start Time: NE – 0735 SW - 0749

Dust Monitor Signature: Jeffy Brizzi Baseline Reading: NE-.018

SW-.05

Time	Sample Location	Result mg/m³	Up/Down Wind	Sample Exceedance of xxx? (Yes/No) (If Yes, provide work activity & response action)
0835	NE	.026	UP	NO
0849	SW	.05	DOWN	NO
0935	NE	.07	UP	NO
0949	SW	.065	DOWN	NO
1035	NE	.078	UP	NO
1049	SW	.014	DOWN	NO
1135	NE	.015	UP	NO
1149	SW	.01	DOWN	NO
1235	NE	.026	UP	NO
1249	SW	.021	DOWN	NO
1335	NE	.017	UP	NO
1349	SW	.011	DOWN	NO
1435	NE	.016	UP	NO

Time	Sample Location	Result mg/m³	Up/Down Wind	Sample Exceedance of xx? (Yes/No) (If Yes, provide work activity and response action)
1449	SW	.015	DOWN	NO
1535	NE	.017	UP	NO
1549	SW	.01	DOWN	NO

ACV-English Station Remediation Project - Dust Monitoring Daily Log

Site: Station B Client: UI Date: 1-8-20

Wind Direction: SW 10mph Contractor: ACV Enviro Temperature: 34°F

Daily Work Activities: Final cleaning of floor. Excavation of debris in cooling tunnels

SW

Observations: Cold, Sunny, windy

Equipment Used: Dust Trak 8530 SW - 8530095003 NE - 8530191406

wind direction NE

Start Time: SW - 8:05am NE - 8:26am

Dust Monitor Signature: [signature] Baseline Reading: SW - .02 mg/m³ NE - .028 mg/m³

Time	Sample Location	Result mg/m³	Up/Down Wind	Sample Exceedance of xxx? (Yes/No) (If Yes, provide work activity & response action)
8:05	SW	.023	down	NO
8:26	NE	.033	up	NO
9:05	SW	.023	down	NO
9:26	NE	.039	up	NO
10:05	SW	.027	down	NO
10:26	NE	.034	up	NO
11:05	SW	.02	down	NO
11:26	NE	.024	up	NO
12:05	SW	.016	down	NO
12:26	NE	.037	up	NO
13:05	SW	.009	down	NO
13:26	NE	.023	up	NO
14:05	SW	.011	down	NO

TWA:

Highest Concentration:

ACV-English Station Remediation Project - Dust Monitoring Daily Log

Site: Station B Client: UI Date: 1-10-20

Wind Direction: SW 7mph Contractor: ACV Enviro Temperature: 38°F

Daily Work Activities: rough + final cleaning of floor. Loading out of 6 trucks to Minerva

SW

Observations: Sunny

NE

Equipment Used: Dust Trak 8530 NE - 8530191406 SW - 8530095003

Start Time: NE - 7:32 SW - 7:46

Dust Monitor Signature: [signature] Baseline Reading: NE - .016 mg/m³ SW - .014 mg/m³

Time	Sample Location	Result mg/m³	Up/Down Wind	Sample Exceedance of xxx? (Yes/No) (If Yes, provide work activity & response action)
8:32	NE	.023	up	No
8:46	SW	.015	down	No
9:32	NE	.022	up	No
9:46	SW	.017	down	No
10:32	NE	.016	up	No
10:46	SW	.009	down	No
11:32	NE	.019	up	No
11:46	SW	.01	down	No
12:32	NE	.017	up	No
12:46	SW	.01	down	No
13:32	NE	.02	up	No
13:46	SW	.01	down	No
14:32	NE	.018	up	No

TWA: NE - .014 mg/m³ SW - .012 mg/m³

Highest Concentration:

NE - .025 mg/m³

SW - .017 mg/m³

Time	Sample Location	Result µg/m³	Up/Down Wind	Sample Exceedance of xx? (Yes/No) (If Yes, provide work activity and response action)
14:46	SW	.015	down	NO
15:22	NE	.024	up	NO
15:06	SW	.016	down	NO

ACV-English Station Remediation Project - Dust Monitoring Daily Log

Site: Station B Client: UI Date: 1-13-20

Wind Direction: NE 3mph Contractor: ACV Enviro Temperature: 39°F

Daily Work Activities: Loading of trucks with demo debris. Demo of East wall. Final cleaning of the Floor



Observations: Overcast

Equipment Used: Dust Trak 8530 NE - 8530191406 SW - 8530095003

Start Time: NE - 7:37am SW - 7:45am

Dust Monitor Signature: [signature] Baseline Reading: NE - .014 mg/m³ SW - .012 mg/m³

Time	Sample Location	Result mg/m³	Up/Down Wind	Sample Exceedance of xxx? (Yes/No) (If Yes, provide work activity & response action)
8:37	NE	.011	down	No
8:45	SW	.016	up	No
9:37	NE	.015	down	No
9:45	SW	.035	up	No
10:37	NE	.018	down	No
10:45	SW	.009	up	No
11:37	NE	.015	down	No
11:45	SW	.01	up	No
12:37	NE	.02	down	No
12:45	SW	.017	up	No
13:37	NE	.023	down	No
13:45	SW	.03	up	No
14:37	NE	.026	down	No

TWA: NE - .019 mg/m³ SW - .018 mg/m³

Highest Concentration: NE - .032 mg/m³ SW - .035 mg/m³

Time	Sample Location	Result µg/m³	Up/Down Wind	Sample Exceedance of xx? (Yes/No) (If Yes, provide work activity and response action)
14:45	SW	.019	up	No
15:37	NE	.026	down	No
16:45	SW	.015	up	No
16:07	NE	.026	down	No
16:05	SW	.016	up	No

TWA:
Highest Concentration:

ACV-English Station Remediation Project - Dust Monitoring Daily Log

Site: Station B Client: UI Date: 1-14-20

Wind Direction: E 3 mph Contractor: ACV Enviro Temperature: 37 F

Daily Work Activities: Final cleaning of floor. Demo cleanup – East wall

Observations: Over cast

Equipment Used: Dust Trak 8530 NE – 8530191406 NW -8530095003

Start Time: NW – 0744 NE - 0749

Dust Monitor Signature: _____ Baseline Reading: NW - .04 mg/m3 NE - .045 mg/m3

Time	Sample Location	Result mg/m³	Up/Down Wind	Sample Exceedance of xxx? (Yes/No) (If Yes, provide work activity & response action)
0844	NW	.045	UP	NO
0849	NE	.058	Down	NO
0944	NW	.05	UP	NO
0949	NE	.06	Down	NO
1044	NW	.041	UP	NO
1049	NE	.056	Down	NO
1144	NW	.026	UP	NO
1149	NE	.036	Down	NO
1244	NW	.027	UP	NO
1249	NE	.042	Down	NO
1344	NW	.019	UP	NO
1349	NE	.033	Down	NO
1444	NW	.023	UP	NO

Time	Sample Location	Result mg/m³	Up/Down Wind	Sample Exceedance of xx? (Yes/No) (If Yes, provide work activity and response action)
1449	NE	.031	Down	N0

ACV-English Station Remediation Project - Dust Monitoring Daily Log

Site: Station B Client: UI Date: 1-16-20

Wind Direction: S 6mph Contractor: ACV Enviro Temperature: 45°F

Daily Work Activities: Final cleaning of floor- Ice blasting paint on Foundation wall



Observations: Sunny

Equipment Used: Dust Trak 8530 DW - 8530191406 N - 8530095003

Start Time: DW - 7:50am N - 8:17am

Dust Monitor Signature: [signature] Baseline Reading: DW - .056 mg/m³ N - .04 mg/m³

Time	Sample Location	Result mg/m³	Up/Down Wind	Sample Exceedance of xxx? (Yes/No) (If Yes, provide work activity & response action)
8:50	DW	.031	down	No
9:17	N	.026	up	NO
9:50	DW	.014	down	NO
10:17	N	.024	up	NO
10:50	DW	.018	down	NO
11:17	N	.017	up	NO
11:50	DW	.017	down	NO
12:17	N	.02	up	NO
12:50	DW	.008	down	NO
13:17	N	.019	up	NO
13:50	DW	.023	down	NO
14:17	N	.014	up	NO
14:50	DW	.033	down	NO
15:07	N	.018	up	

TWA: DW - .023 mg/m³ N - .015 mg/m³

Highest Concentration: DW - .068 mg/m³ N - .04 mg/m³

ACV-English Station Remediation Project - Dust Monitoring Daily Log

Site: Station B Client: UI Date: 1-17-20

Wind Direction: N 16mph Contractor: ACV Enviro Temperature: 25°F

Daily Work Activities: Decon tank of Turbo Vac, Ice Blast North wall

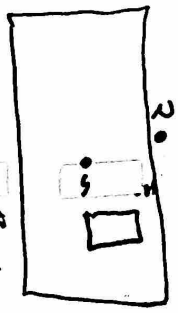

Observations: Sunny, windy

Equipment Used: Dust Trak 8530 N - 8530095003 S - 8530191406

Start Time: N - 7:51am S - 8:03am

Dust Monitor Signature: Jeff P Baseline Reading: N - .01 mg/m³ S - .004 mg/m³

Time	Sample Location	Result mg/m³	Up/Down Wind	Sample Exceedance of xxx? (Yes/No) (If Yes, provide work activity & response action)
8:51	N	.005	down	No
9:03	S	.015	up	NO
9:51	N	.008	down	No
10:03	S	.015	up	NO
10:51	N	.004	down	No
11:03	S	.014	up	NO
11:51	N	.003	down	No
12:03	S	.02	up	NO
12:51	N	.009	down	NO
13:03	S	.015	up	NO
13:51	N	.009	down	NO
14:03	S	.02	up	NO
14:51	N	.004	down	NO
15:03	S	.015	up	NO
15:51	N	.007	down	NO

TWA: N - .007 mg/m³ S - .016 mg/m³

Max: N - .016 mg/m³ S - .032 mg/m³

ACV-English Station Remediation Project - Dust Monitoring Daily Log

Site: Station B Client: UI Date: 1-20-20

Wind Direction: NW 9 mph Contractor: ACV Enviro Temperature: 20°F

Daily Work Activities: Ice Blasting, Loading of trucks and east wall demo



Observations: Sunny, cold

Equipment Used: Dust Trak 8530 SE - 8530045003 N - 8530191406

Start Time: SE - 8:53am N - 9:13am

Dust Monitor Signature: [signature] Baseline Reading: SE - .012 mg/m³ N - .01 mg/m³

Time	Sample Location	Result mg/m³	Up/Down Wind	Sample Exceedance of xxx? (Yes/No) (If Yes, provide work activity & response action)
9:53	SE	.012	up	NO
10:13	N	.006	down	NO
10:53	SE	.004	up	NO
11:13	N	.008	down	NO
11:53	SE	.004	up	NO
12:13	N	.004	down	NO
12:53	SE	.006	up	NO
13:13	N	.011	down	NO
13:53	SE	.004	up	NO
14:13	N	.012	down	NO
14:53	SE	.013	up	NO
15:13	N	.011	down	NO
15:53	SE	.011	up	NO

TWA: SE - .007 mg/m³ N - .01 mg/m³

Highest Concentration: SE - .021 mg/m³

N - .015 mg/m³

Time	Sample Location	Result mg/m³	Up/Down Wind	Sample Exceedance of xx? (Yes/No) (If Yes, provide work activity and response action)
16:13	N	.013	down	No
16:43	SE	.006	up	NO
16:43	N	.013	down	NO

TWA:
Highest Concentration:

ACV-English Station Remediation Project - Dust Monitoring Daily Log

Site: Station B Client: UI Date: 1-21-20

Wind Direction: N 3mph Contractor: ACV Enviro Temperature: 19°F

Daily Work Activities: Ice Blasting and East wall demo

Observations: Sunny and cold

Equipment Used: Dust Trak 8530 S - 8530191406 NW - 8530095003

Start Time: NW - 8:09 am S - 8:30 am

Dust Monitor Signature: Jeff Berg Baseline Reading: NW - .032 mg/m³ S - .023 mg/m³

Time	Sample Location	Result mg/m³	Up/Down Wind	Sample Exceedance of xxx? (Yes/No) (If Yes, provide work activity & response action)
9:09	NW	.008	down	No
9:30	S	.032	up	No
10:09	NW	.003	down	No
10:30	S	.024	up	No
11:08	NW	.004	down	No
11:30	S	.067	up	No
12:09	NW	.014	down	No
12:30	S	.025	up	No
13:09	NW	.004	down	No
13:30	S	.034	up	No
14:09	NW	.016	down	No
14:30	S	.118	up	No
15:09	NW	.006	down	No
15:00	S	.046	up	No

TWA: NW - .009 mg/m³ S - .03 mg/m³

Highest Concentration: NW - .032 mg/m³ S - .16 mg/m³

ACV-English Station Remediation Project - Dust Monitoring Daily Log

Site: Station B Client: UI Date: 1-22-20

Wind Direction: W · 10mph Contractor: ACV Enviro Temperature: 16°F

Daily Work Activities: Demo East wall- Ice Blasting

Observations: Sunny, cold

Equipment Used: Dust Trak 8530 NW - 8530095003 S ~ 8530191406

Start Time: NW - 8:11 S - 8:00

Dust Monitor Signature: [signature] Baseline Reading: NW - .037 mg/m³ S - .078 mg/m³

Time	Sample Location	Result mg/m³	Up/Down Wind	Sample Exceedance of xxx? (Yes/No) (If Yes, provide work activity & response action)
9:01	S	.078	up	No
9:11	NW	.037	down	NO
10:01	S	.038	up	No
10:11	NW	.021	down	NO
11:00	S	.016	up	NO
11:11	NW	.013	down	NO
12:01	S	.047	up	NO
12:11	NW	.021	down	NO
13:01	S	.027	up	NO
13:11	NW	.014	down	NO
14:01	S	.018	up	NO
14:11	NW	.015	down	NO
15:00	S	.017	up	NO

TWA: S - .035 mg/m³ NW - .04 mg/m³

Highest Concentration: S - .166 mg/m³ NW - .761 mg/m³

high concentration due to meter in close proximity of grind AU.

Time	Sample Location	Result mg/m³	Up/Down Wind	Sample Exceedance of xx? (Yes/No) (If Yes, provide work activity and response action)
15:11	NW	.028	down	NO
16:41	S	.019	up	NO
15:51	NW	.014	down	NO

TWA:
Highest Concentration:

ACV-English Station Remediation Project - Dust Monitoring Daily Log

Site: Station B Client: UI Date: 1-23-20

Wind Direction: W 3mph Contractor: ACV Enviro Temperature: 34°

Daily Work Activities: Ice Blasting - Demo of East Wall

Observations: Sunny, Fair

Equipment Used: Dust Trak 8530 SE - 8530095003 N - 8530191406

Start Time: SE - 7:53 am N - 7:59 am

Dust Monitor Signature: [signature] Baseline Reading: SE - .074 mg/m³ N - .09 mg/m³

Time	Sample Location	Result mg/m³	Up/Down Wind	Sample Exceedance of xxx? (Yes/No) (If Yes, provide work activity & response action)
8:53	SE	.071	up	NO
8:59	N	.192	down	Yes
9:53	SE	.041	up	NO
9:59	N	.145	down	NO
10:53	SE	.051	up	NO
10:59	N	.058	down	NO
11:53	SE	.051	up	NO
11:59	N	.056	down	NO
12:53	SE	.05	up	NO
12:59	N	.058	down	NO
13:53	SE	.052	up	NO
13:59	N	.062	down	NO
14:53	SE	.053	up	NO

TWA: SE - .058 mg/m³ N - .082 mg/m³

Highest Concentration: SE - .115 mg/m³ N - .192 mg/m³

* highest concentrations in morning. We believe heavy traffic on grand Ave. contributed to the readings. Regardless crew is going to pre-wet walls and work areas before paint removal activities. Crew will also increase wetting during demo and will wet areas of truck traffic.

Time	Sample Location	Result mg/m³	Up/Down Wind	Sample Exceedance of xx? (Yes/No) (If Yes, provide work activity and response action)
14:59	N	.062	down	No
15:43	SE	.056	up	No
15:49	N	.069	down	NO

TWA:
Highest Concentration: