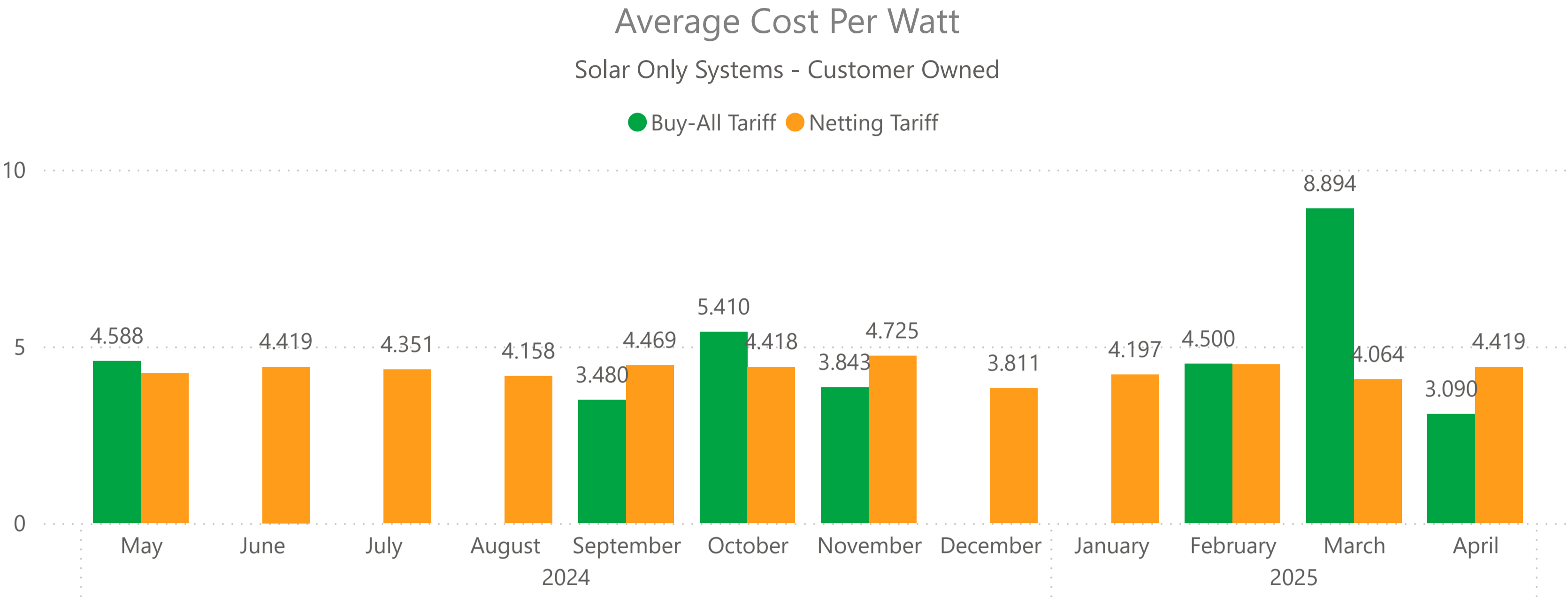


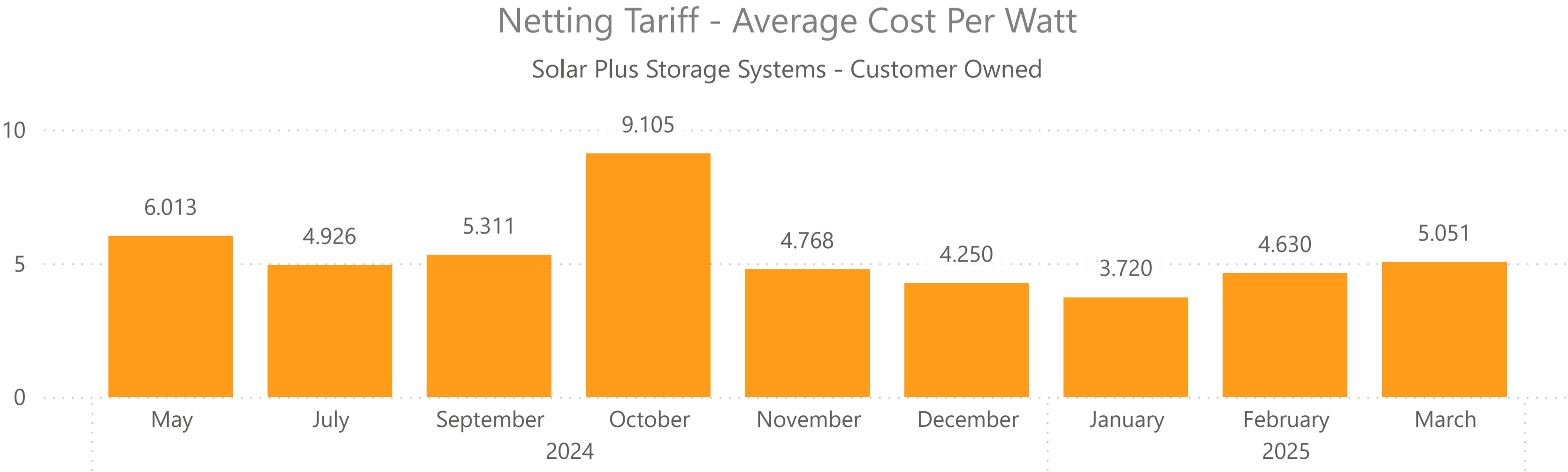
Solar Only Systems - Customer Owned

Type of Tariff	Average DC Cost Per Watt	Projects
<b>Buy-All Tariff</b>	<b>5.08</b>	<b>4</b>
April 2025	3.09	1
March 2025	8.89	1
February 2025	4.50	1
November 2024	3.84	1
<b>Netting Tariff</b>	<b>4.29</b>	<b>302</b>
April 2025	4.42	58
March 2025	4.06	44
February 2025	4.49	41
January 2025	4.20	80
December 2024	3.81	35
November 2024	4.73	44
<b>Total</b>	<b>4.30</b>	<b>306</b>



Solar Plus Storage Systems - Customer Owned

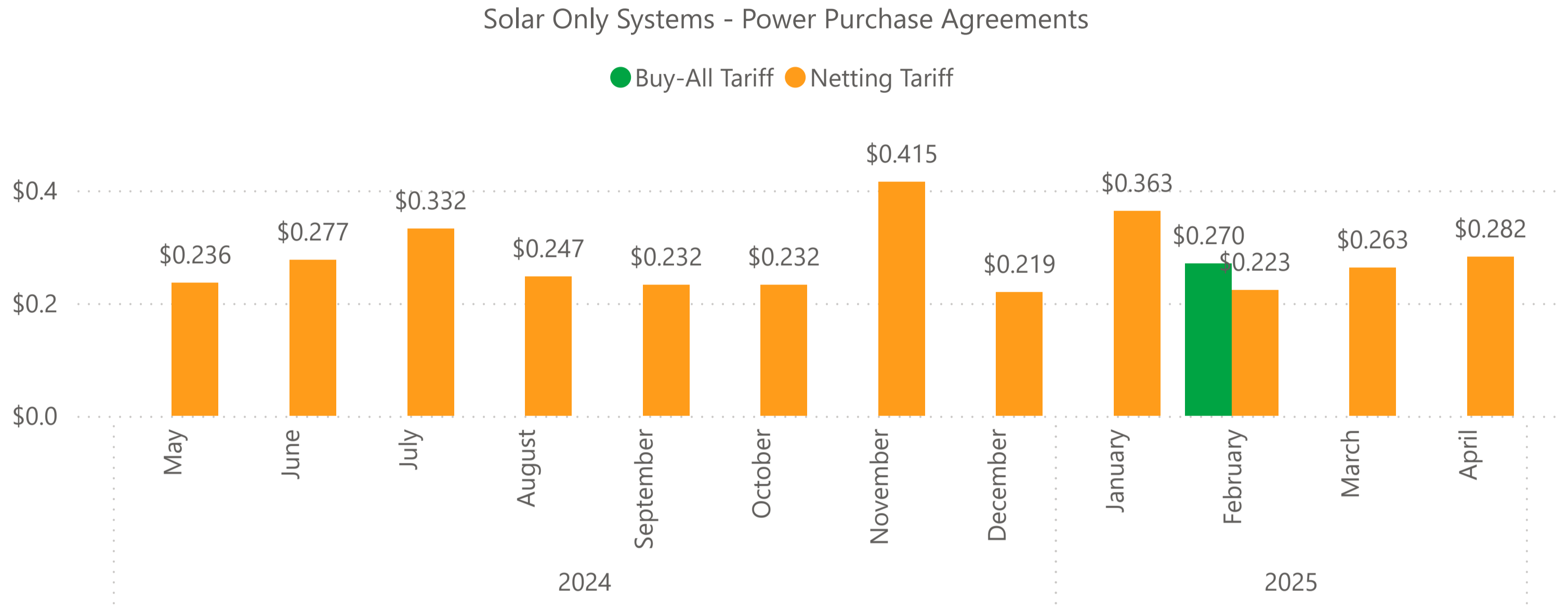
Type of Tariff	Average DC Cost Per Watt	Projects
<b>Netting Tariff</b>	<b>4.43</b>	<b>14</b>
March 2025	5.05	2
February 2025	4.63	4
January 2025	3.72	4
December 2024	4.25	2
November 2024	4.77	2
<b>Total</b>	<b>4.43</b>	<b>14</b>



Solar Only Systems - Power Purchase Agreements

Type of Tariff	Average Cost Per kWh	Projects
<b>Buy-All Tariff</b>	<b>\$0.270</b>	<b>1</b>
February 2025	\$0.270	1
<b>Netting Tariff</b>	<b>\$0.306</b>	<b>565</b>
April 2025	\$0.282	127
March 2025	\$0.263	89
February 2025	\$0.223	68
January 2025	\$0.363	174
December 2024	\$0.219	46
November 2024	\$0.415	61
<b>Total</b>	<b>\$0.306</b>	<b>566</b>

Average Cost Per kWh



Solar Plus Storage Systems - Power Purchase Agreements

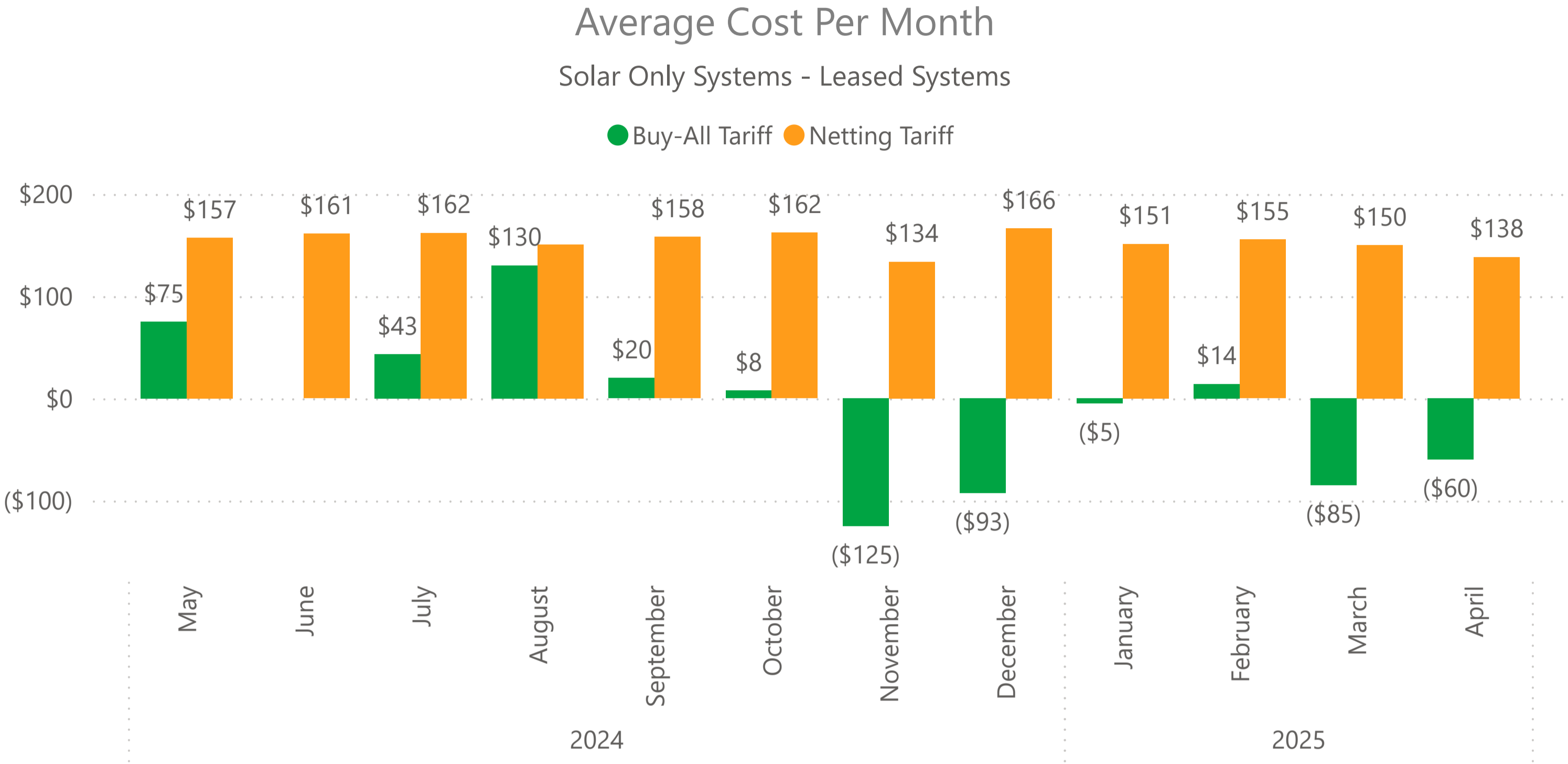
Type of Tariff	Average Cost Per kWh	Projects
<b>Total</b>		

Netting Tariff - Average Cost Per kWh

Solar Plus Storage Systems - Power Purchase Agreements

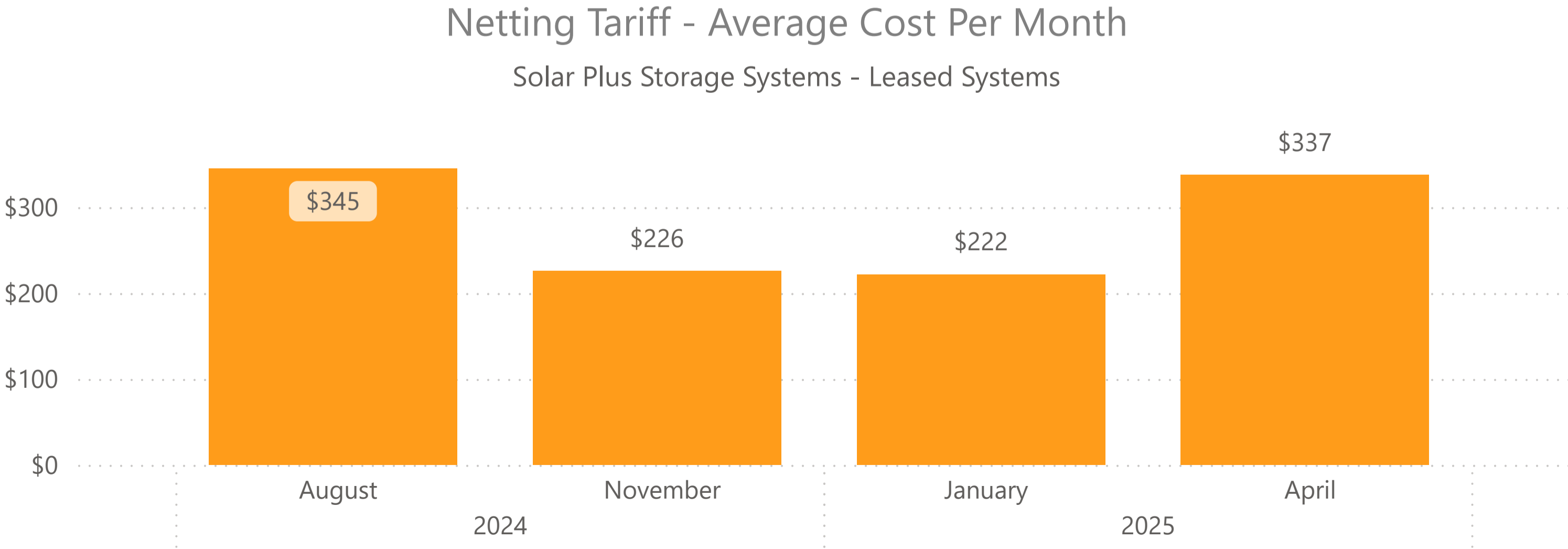
Solar Only Systems - Leased Systems

Type of Tariff	Average Cost Per Month	Projects
<b>Buy-All Tariff</b>	<b>(\$45.60)</b>	<b>11</b>
April 2025	(\$60.00)	2
March 2025	(\$85.00)	1
February 2025	\$14.07	2
January 2025	(\$4.89)	3
December 2024	(\$92.50)	2
November 2024	(\$125.00)	1
<b>Netting Tariff</b>	<b>\$149.10</b>	<b>330</b>
April 2025	\$138.19	34
March 2025	\$149.95	35
February 2025	\$155.49	44
January 2025	\$151.16	98
December 2024	\$166.33	52
November 2024	\$133.64	67
<b>Total</b>	<b>\$142.82</b>	<b>341</b>



Solar Plus Storage Systems - Leased Systems

Type of Tariff	Average Cost per Month	Projects
<b>Netting Tariff</b>	<b>\$240.50</b>	<b>7</b>
April 2025	\$337.37	1
January 2025	\$221.84	2
November 2024	\$225.62	4
<b>Total</b>	<b>\$240.50</b>	<b>7</b>



All Systems - Customer Owned - 25kW or less

Type of Tariff	Distressed Municipality	Low Income	Non EJC
<b>Buy-All Tariff</b>	<b>58.82%</b>	<b>5.88%</b>	<b>35.29%</b>
April 2025	33.33%		66.67%
March 2025	100.00%		
February 2025	25.00%	25.00%	50.00%
January 2025	100.00%		
December 2024	100.00%		
November 2024	33.33%		66.67%
<b>Netting Tariff</b>	<b>44.73%</b>	<b>4.07%</b>	<b>51.20%</b>
April 2025	40.99%	3.60%	55.41%
March 2025	37.78%	3.89%	58.33%
February 2025	49.69%	3.77%	46.54%
January 2025	45.28%	3.50%	51.21%
December 2024	49.64%	5.11%	45.26%
November 2024	46.99%	5.46%	47.54%
<b>Total</b>	<b>44.92%</b>	<b>4.10%</b>	<b>50.99%</b>

Underserved Enrollment

Solar Only Systems - Customer Owned - 25kW or less

