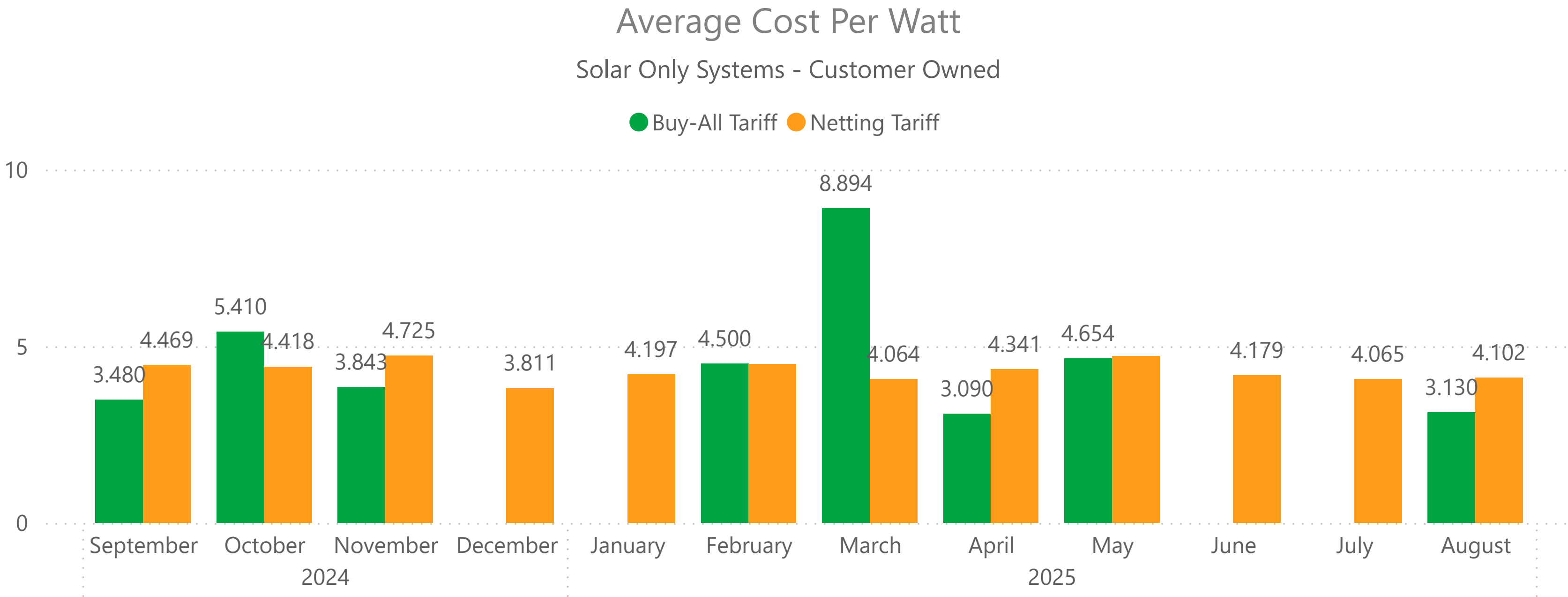


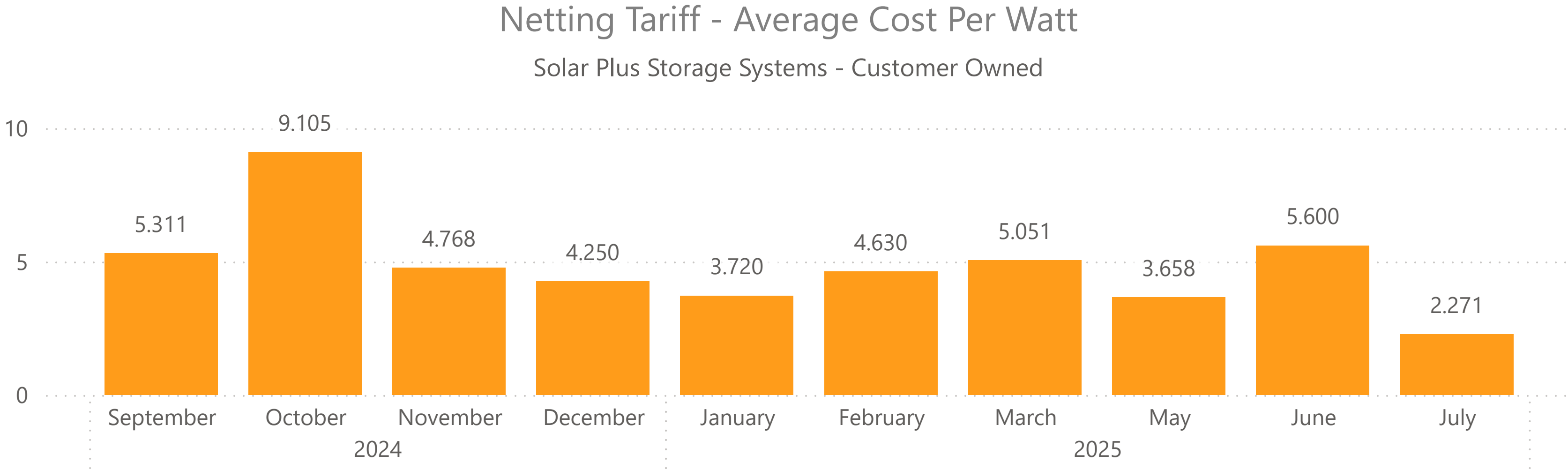
Solar Only Systems - Customer Owned

Type of Tariff	Average DC Cost Per Watt	Projects
<b>Buy-All Tariff</b>	<b>4.94</b>	<b>4</b>
August 2025	3.13	1
May 2025	4.65	1
April 2025	3.09	1
March 2025	8.89	1
<b>Netting Tariff</b>	<b>4.22</b>	<b>271</b>
August 2025	4.10	48
July 2025	4.06	43
June 2025	4.18	51
May 2025	4.72	29
April 2025	4.34	56
March 2025	4.06	44
<b>Total</b>	<b>4.23</b>	<b>275</b>



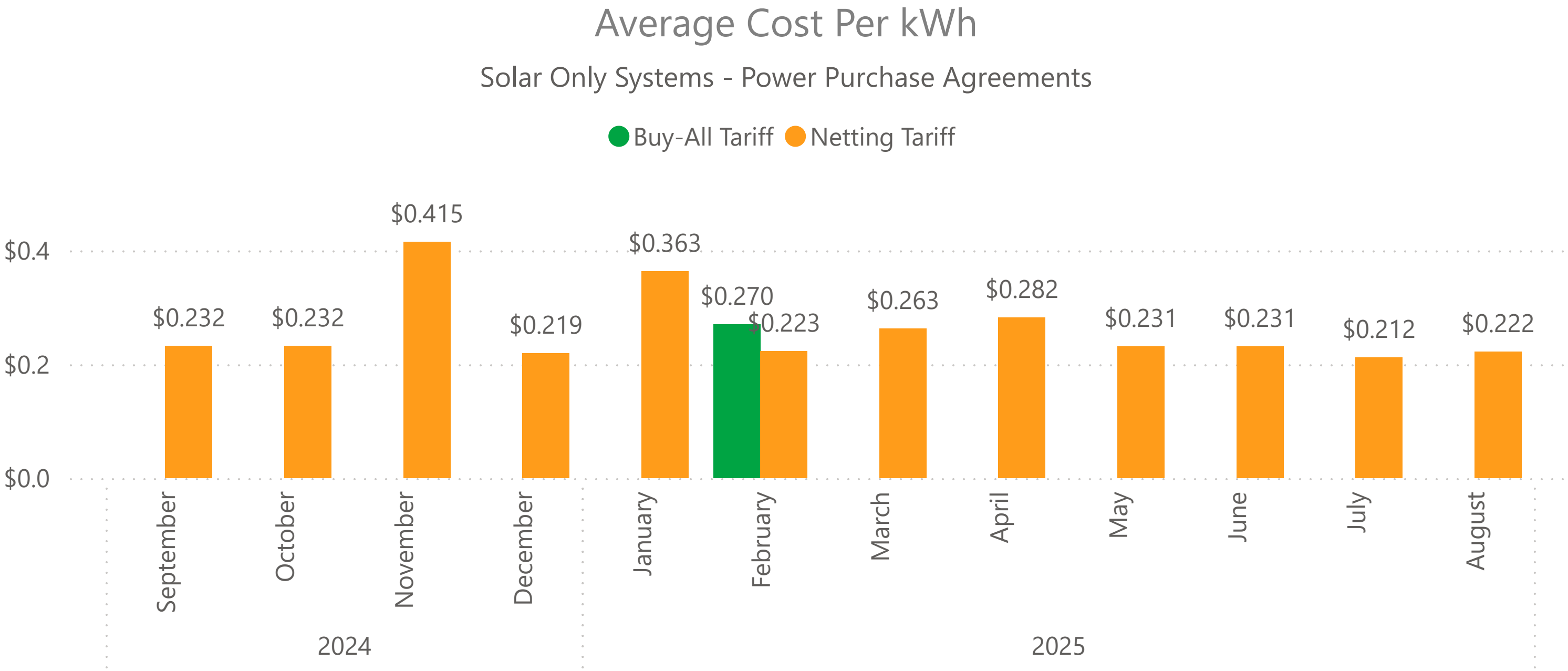
Solar Plus Storage Systems - Customer Owned

Type of Tariff	Average DC Cost Per Watt	Projects
<b>Netting Tariff</b>	<b>4.39</b>	<b>8</b>
July 2025	2.27	2
June 2025	5.60	3
May 2025	3.66	1
March 2025	5.05	2
<b>Total</b>	<b>4.39</b>	<b>8</b>



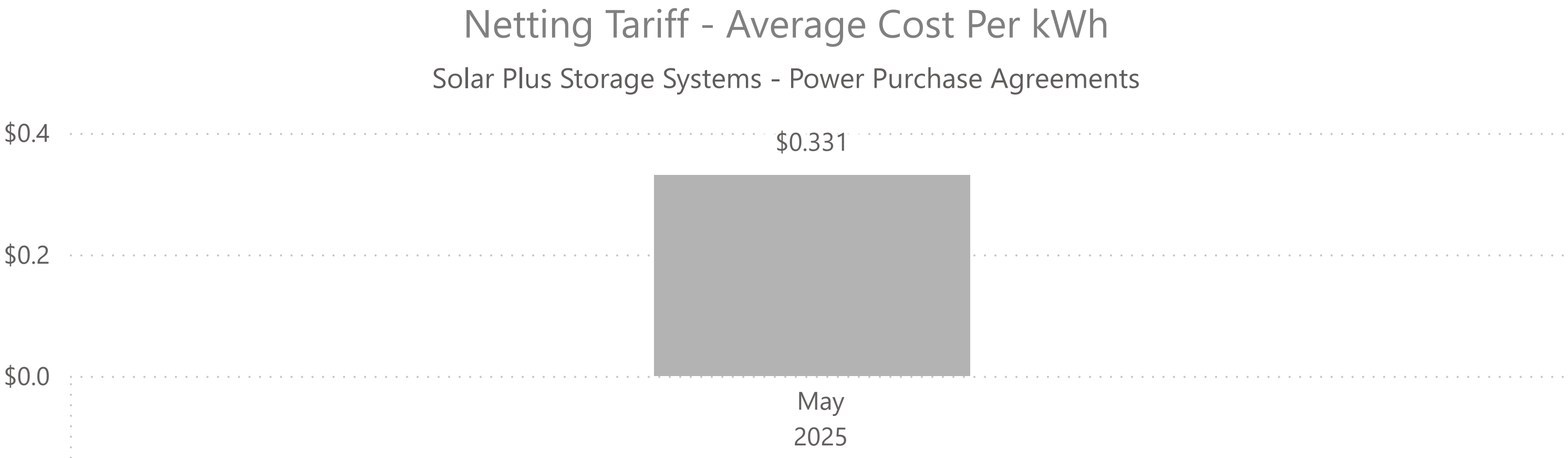
Solar Only Systems - Power Purchase Agreements

Type of Tariff	Average Cost Per kWh	Projects
Netting Tariff	\$0.248	447
August 2025	\$0.222	49
July 2025	\$0.212	63
June 2025	\$0.231	59
May 2025	\$0.231	61
April 2025	\$0.282	126
March 2025	\$0.263	89
Total	\$0.248	447



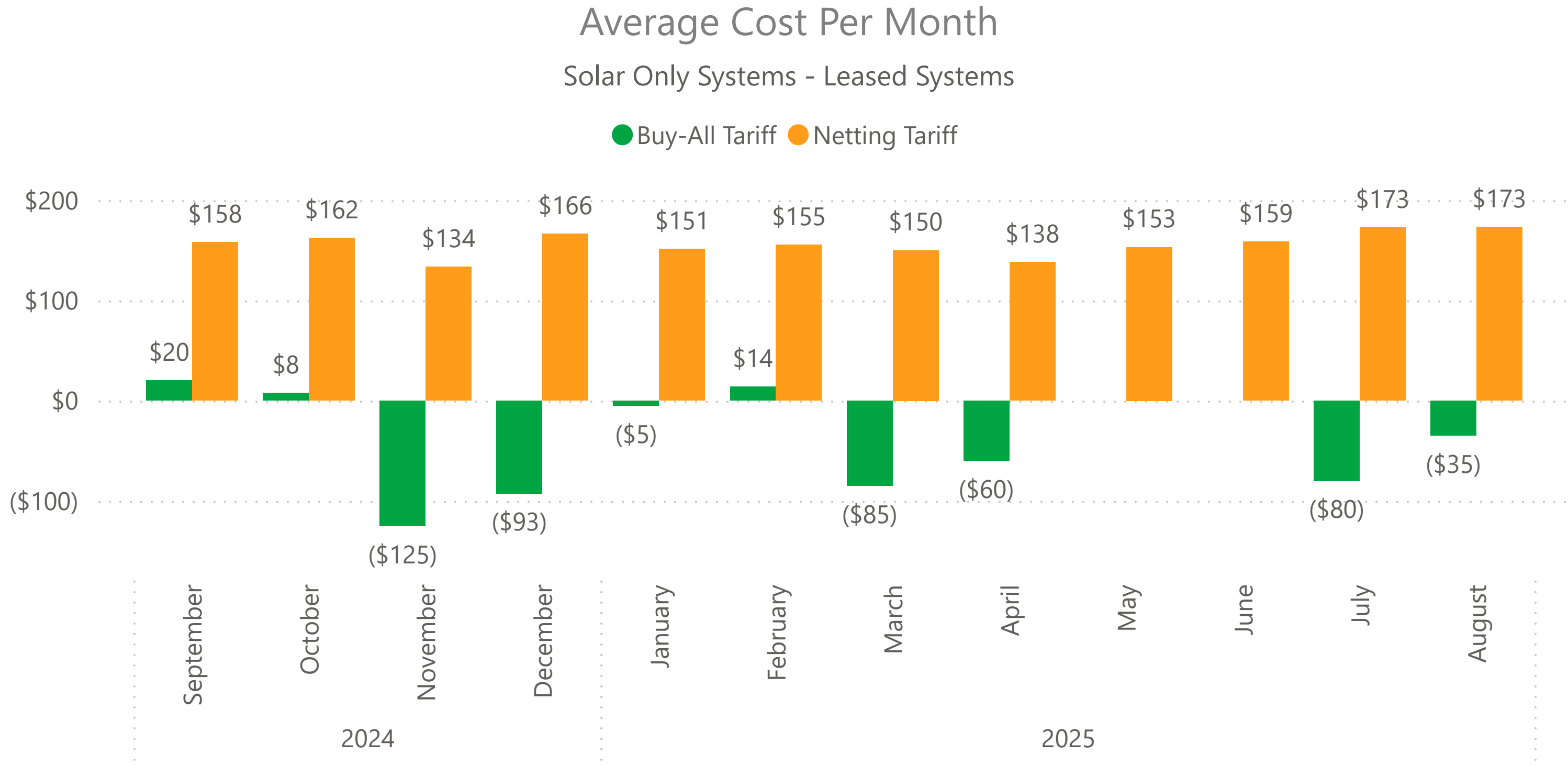
Solar Plus Storage Systems - Power Purchase Agreements

Type of Tariff	Average Cost Per kWh	Projects
Netting Tariff	\$0.331	1
May 2025	\$0.331	1
Total	\$0.331	1



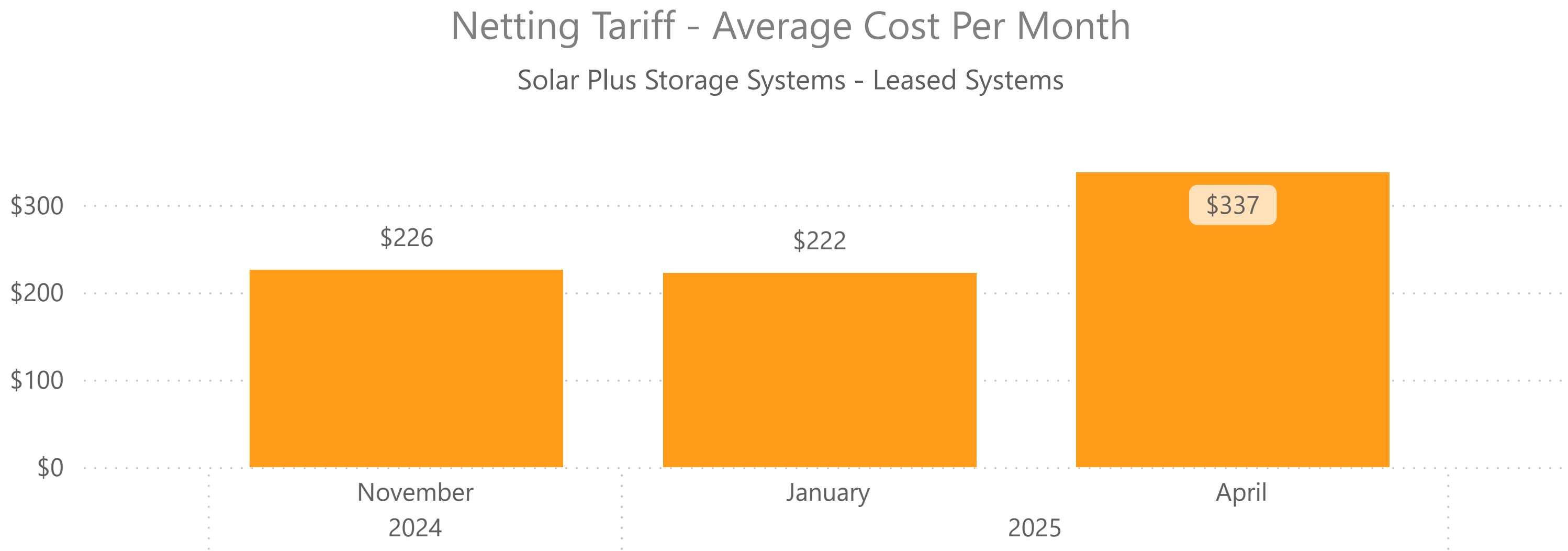
Solar Only Systems - Leased Systems

Type of Tariff	Average Cost Per Month	Projects
<b>Buy-All Tariff</b>	<b>(\$56.11)</b>	<b>9</b>
August 2025	(\$35.00)	4
July 2025	(\$80.00)	2
April 2025	(\$60.00)	2
March 2025	(\$85.00)	1
<b>Netting Tariff</b>	<b>\$161.52</b>	<b>303</b>
August 2025	\$173.13	72
July 2025	\$172.81	73
June 2025	\$158.63	52
May 2025	\$153.10	37
April 2025	\$138.19	34
March 2025	\$149.95	35
<b>Total</b>	<b>\$155.24</b>	<b>312</b>



Solar Plus Storage Systems - Leased Systems

Type of Tariff	Average Cost per Month	Projects
<b>Netting Tariff</b>	<b>\$337.37</b>	<b>1</b>
April 2025	\$337.37	1
<b>Total</b>	<b>\$337.37</b>	<b>1</b>



All Systems - Customer Owned - 25kW or less

Type of Tariff	Distressed Municipality	Low Income	Non EJC
<b>Buy-All Tariff</b>	<b>64.29%</b>		<b>35.71%</b>
August 2025	60.00%		40.00%
July 2025	66.67%		33.33%
May 2025	100.00%		
April 2025	33.33%		66.67%
March 2025	100.00%		
<b>Netting Tariff</b>	<b>44.15%</b>	<b>5.09%</b>	<b>50.75%</b>
August 2025	47.02%	6.55%	46.43%
July 2025	45.70%	6.99%	47.31%
June 2025	43.68%	5.75%	50.57%
May 2025	53.38%	3.76%	42.86%
April 2025	40.64%	3.65%	55.71%
March 2025	37.78%	3.89%	58.33%
<b>Total</b>	<b>44.41%</b>	<b>5.03%</b>	<b>50.56%</b>

Underserved Enrollment

Solar Only Systems - Customer Owned - 25kW or less

