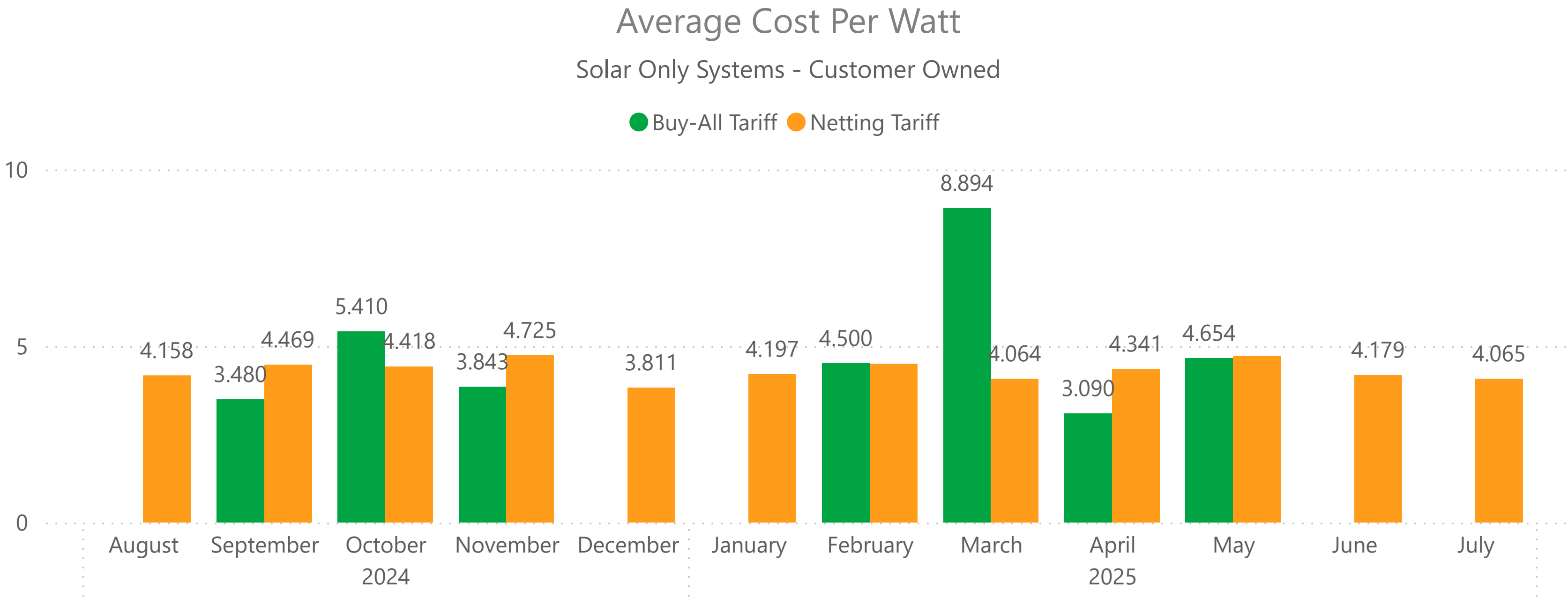


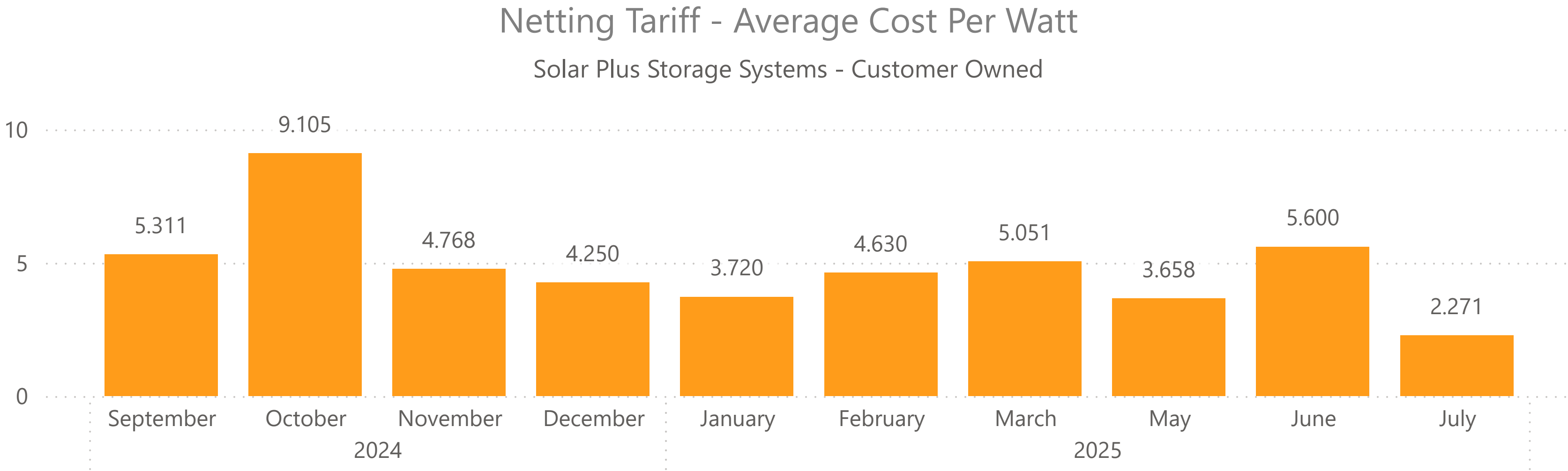
Solar Only Systems - Customer Owned

Type of Tariff	Average DC Cost Per Watt	Projects
Buy-All Tariff	5.28	4
May 2025	4.65	1
April 2025	3.09	1
March 2025	8.89	1
February 2025	4.50	1
Netting Tariff	4.28	264
July 2025	4.06	43
June 2025	4.18	51
May 2025	4.72	29
April 2025	4.34	56
March 2025	4.06	44
February 2025	4.49	41
Total	4.30	268



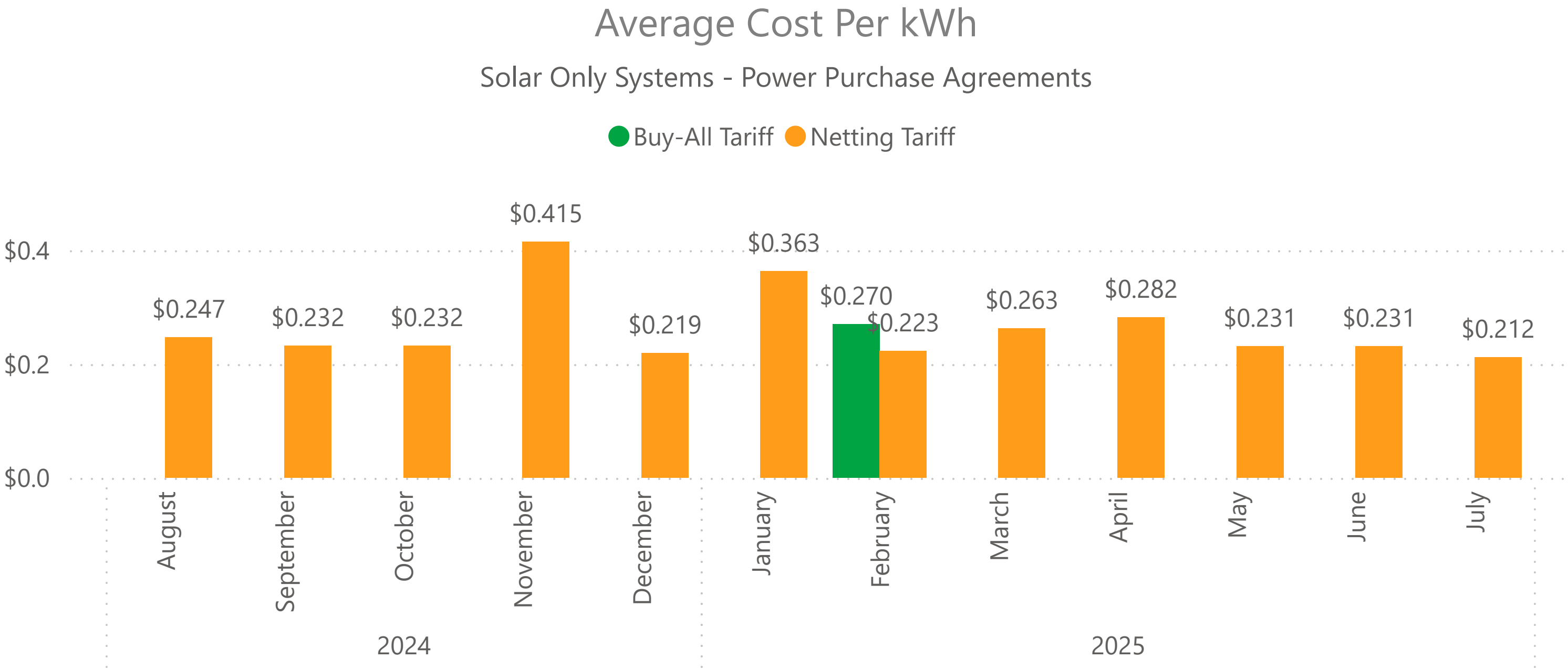
Solar Plus Storage Systems - Customer Owned

Type of Tariff	Average DC Cost Per Watt	Projects
Netting Tariff	4.45	12
July 2025	2.27	2
June 2025	5.60	3
May 2025	3.66	1
March 2025	5.05	2
February 2025	4.63	4
Total	4.45	12



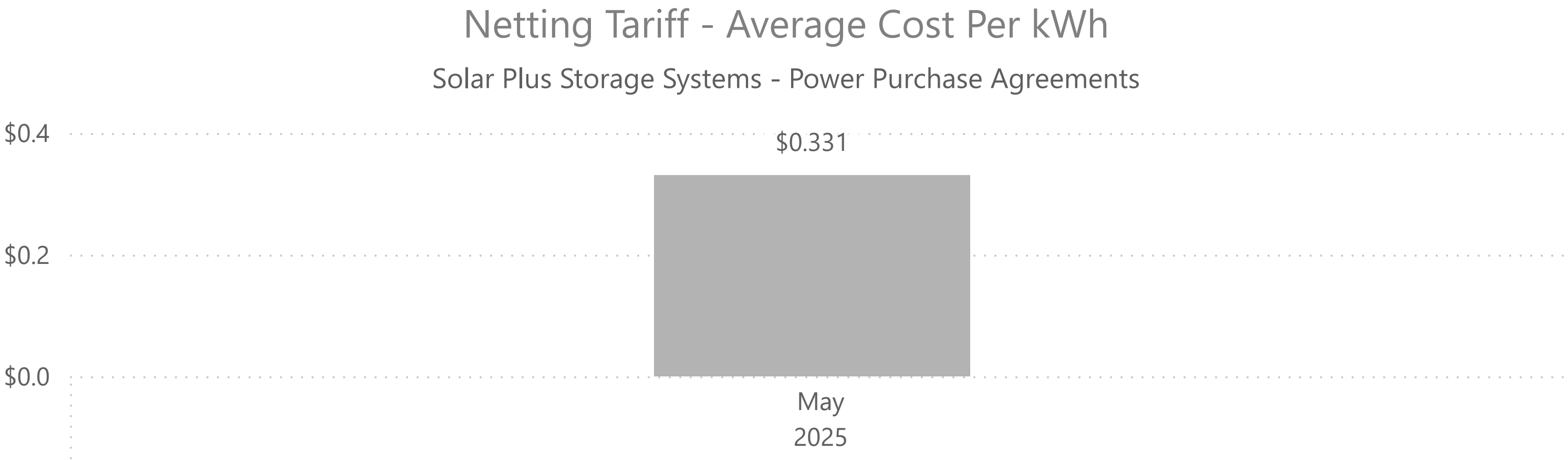
Solar Only Systems - Power Purchase Agreements

Type of Tariff	Average Cost Per kWh	Projects
Buy-All Tariff	\$0.270	1
February 2025	\$0.270	1
Netting Tariff	\$0.247	466
July 2025	\$0.212	63
June 2025	\$0.231	59
May 2025	\$0.231	61
April 2025	\$0.282	126
March 2025	\$0.263	89
February 2025	\$0.223	68
Total	\$0.247	467



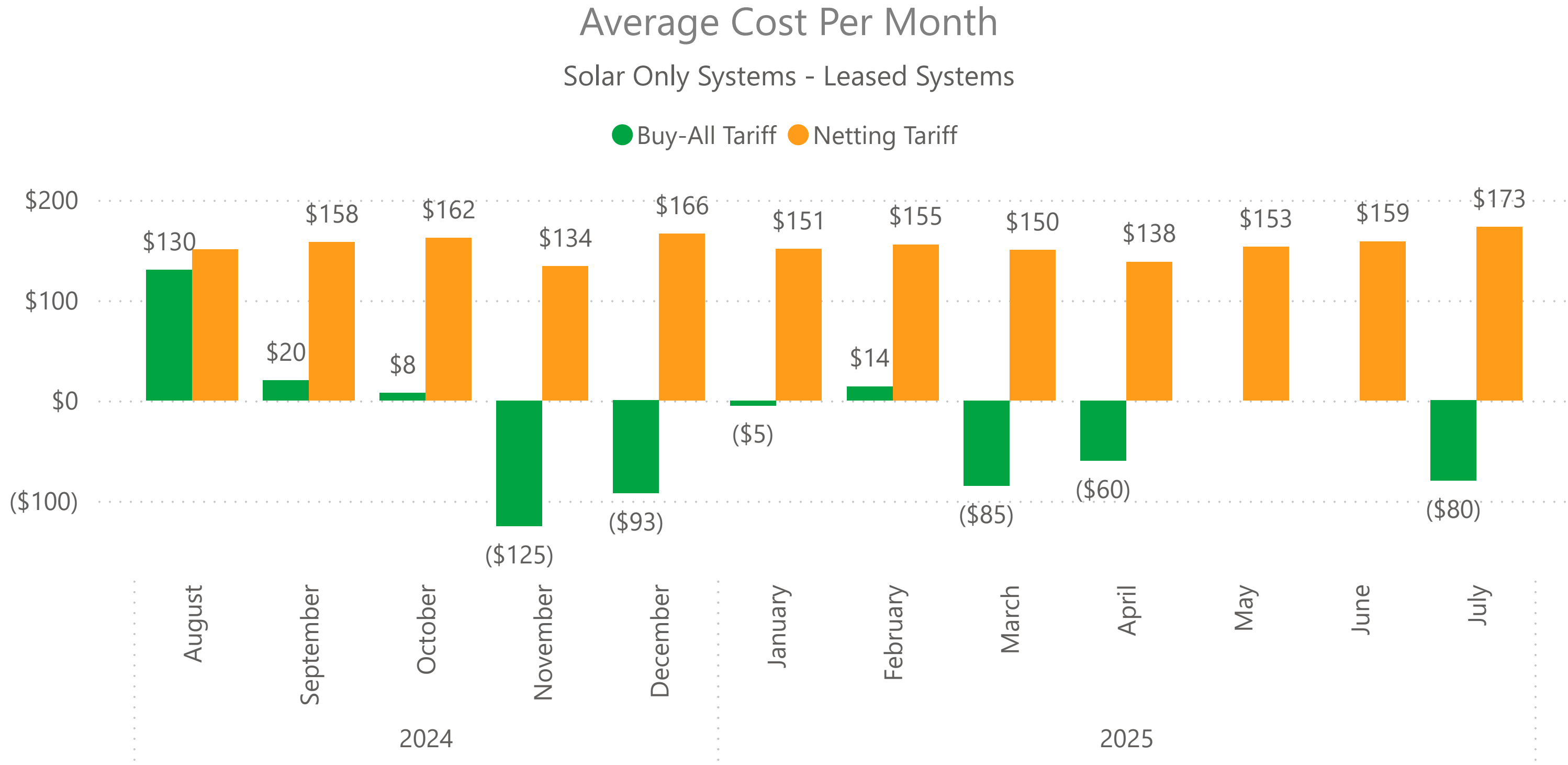
Solar Plus Storage Systems - Power Purchase Agreements

Type of Tariff	Average Cost Per kWh	Projects
Netting Tariff	\$0.331	1
May 2025	\$0.331	1
Total	\$0.331	1



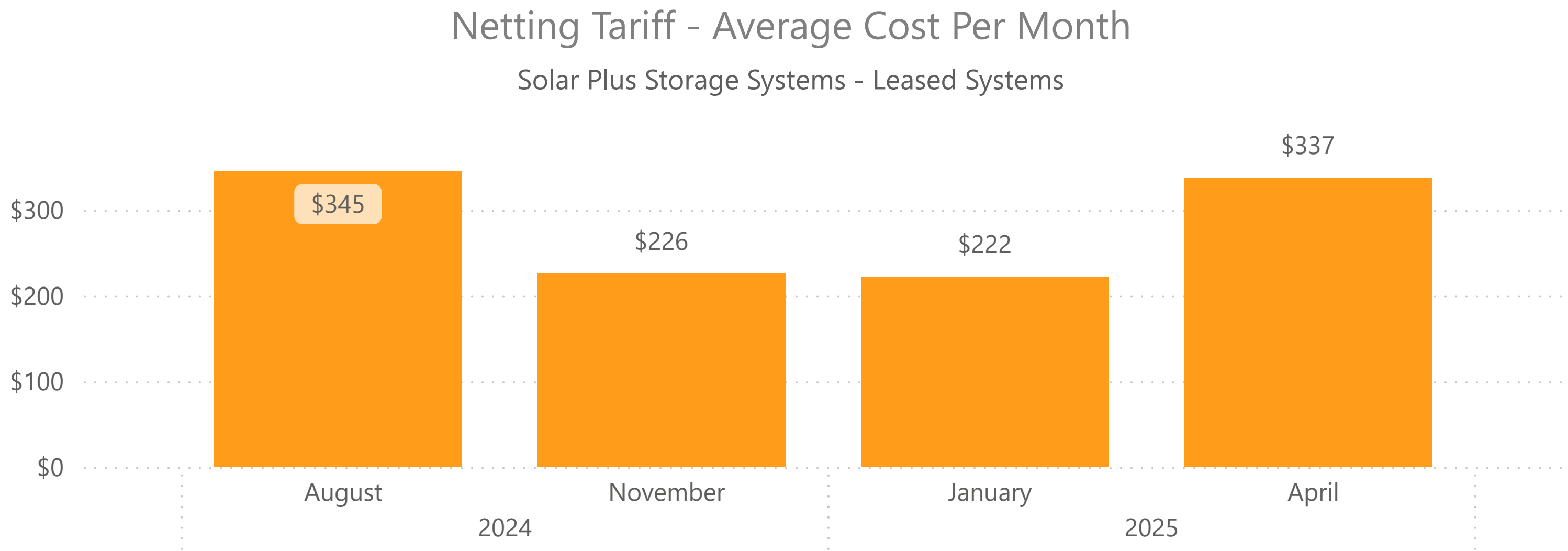
Solar Only Systems - Leased Systems

Type of Tariff	Average Cost Per Month	Projects
Buy-All Tariff	(\$48.12)	7
July 2025	(\$80.00)	2
April 2025	(\$60.00)	2
March 2025	(\$85.00)	1
February 2025	\$14.07	2
Netting Tariff	\$157.51	275
July 2025	\$172.81	73
June 2025	\$158.63	52
May 2025	\$153.10	37
April 2025	\$138.19	34
March 2025	\$149.95	35
February 2025	\$155.49	44
Total	\$152.41	282



Solar Plus Storage Systems - Leased Systems

Type of Tariff	Average Cost per Month	Projects
Netting Tariff	\$337.37	1
April 2025	\$337.37	1
Total	\$337.37	1



All Systems - Customer Owned - 25kW or less

Type of Tariff	Distressed Municipality	Low Income	Non EJC
Buy-All Tariff	53.85%	7.69%	38.46%
July 2025	66.67%		33.33%
May 2025	100.00%		
April 2025	33.33%		66.67%
March 2025	100.00%		
February 2025	25.00%	25.00%	50.00%
Netting Tariff	44.53%	4.66%	50.81%
July 2025	45.70%	6.99%	47.31%
June 2025	43.68%	5.75%	50.57%
May 2025	53.38%	3.76%	42.86%
April 2025	40.64%	3.65%	55.71%
March 2025	37.78%	3.89%	58.33%
February 2025	49.69%	3.77%	46.54%
Total	44.64%	4.70%	50.66%

Underserved Enrollment

Solar Only Systems - Customer Owned - 25kW or less

● Distressed Municipality ● Low Income ● Non EJC

