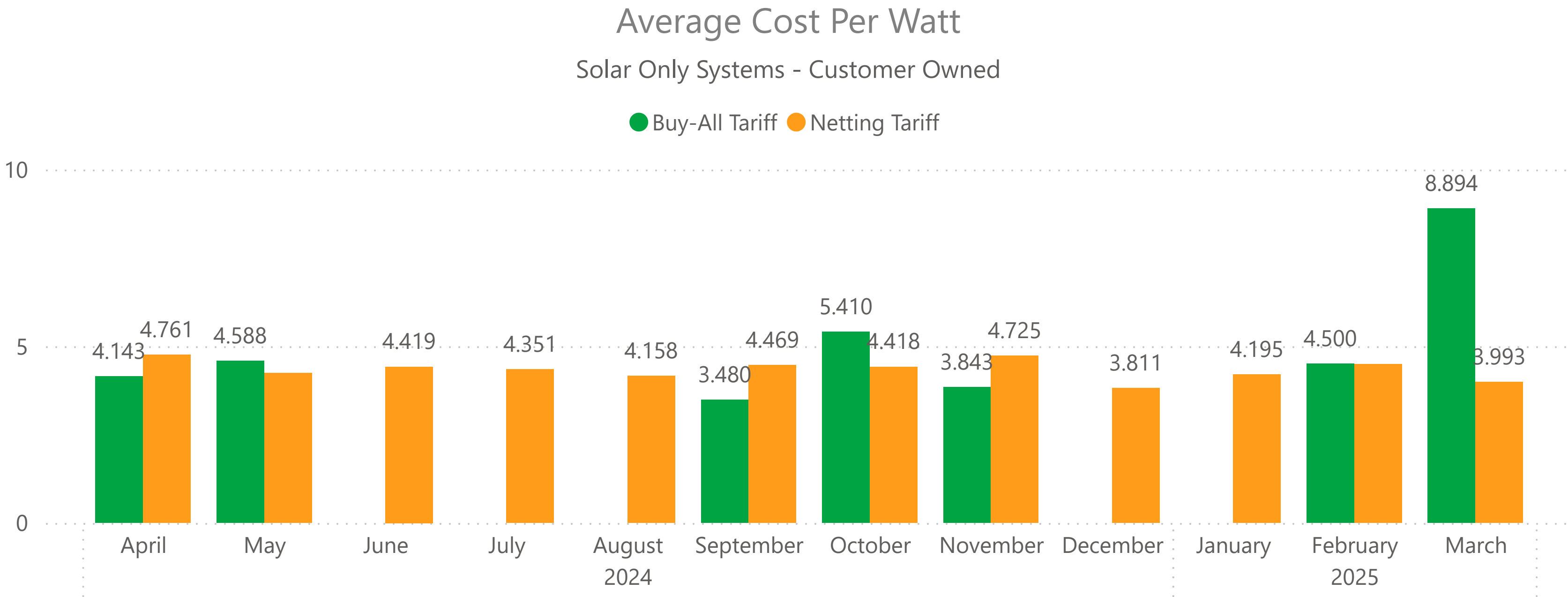


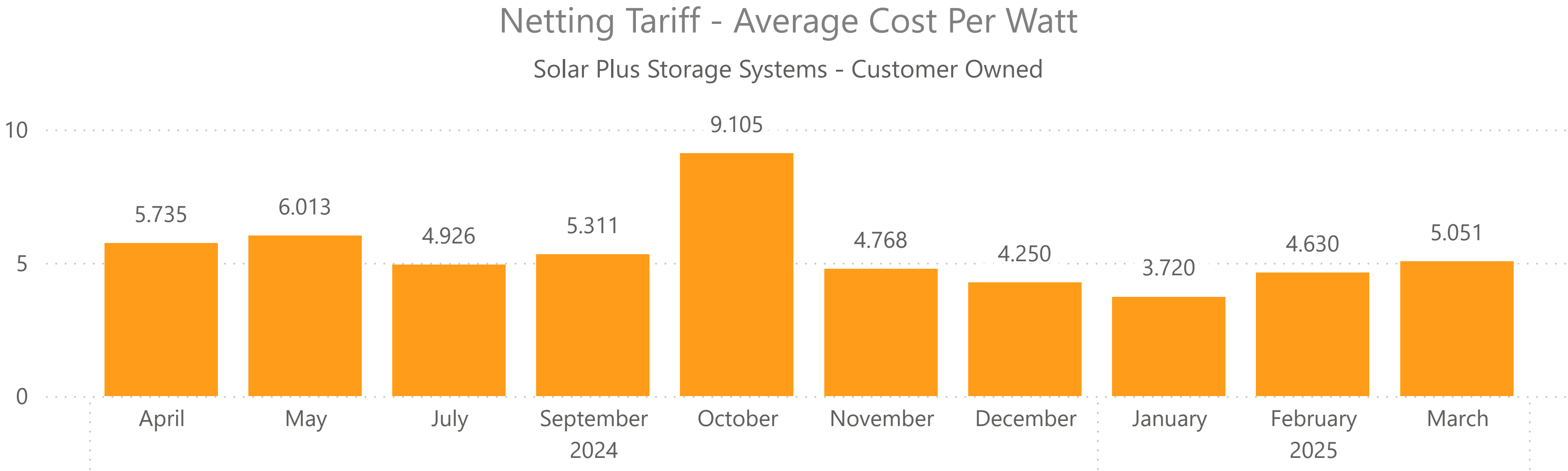
Solar Only Systems - Customer Owned

Type of Tariff	Average DC Cost Per Watt	Projects
<b>Buy-All Tariff</b>	<b>5.66</b>	<b>4</b>
March 2025	8.89	1
February 2025	4.50	1
November 2024	3.84	1
October 2024	5.41	1
<b>Netting Tariff</b>	<b>4.28</b>	<b>292</b>
March 2025	3.99	43
February 2025	4.49	41
January 2025	4.19	81
December 2024	3.81	35
November 2024	4.73	44
October 2024	4.42	48
<b>Total</b>	<b>4.30</b>	<b>296</b>



Solar Plus Storage Systems - Customer Owned

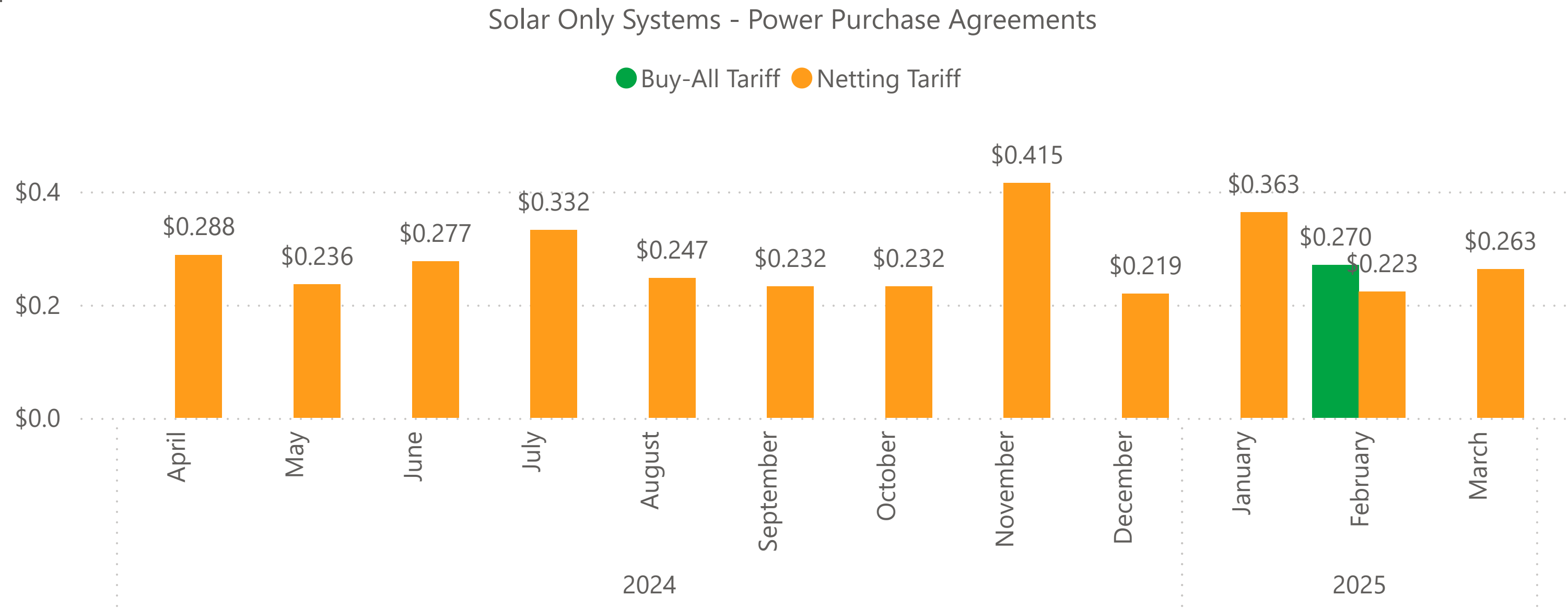
Type of Tariff	Average DC Cost Per Watt	Projects
<b>Netting Tariff</b>	<b>4.79</b>	<b>15</b>
March 2025	5.05	2
February 2025	4.63	4
January 2025	3.72	4
December 2024	4.25	2
November 2024	4.77	2
October 2024	9.10	1
<b>Total</b>	<b>4.79</b>	<b>15</b>



Solar Only Systems - Power Purchase Agreements

Type of Tariff	Average Cost Per kWh	Projects
Buy-All Tariff	\$0.270	1
February 2025	\$0.270	1
Netting Tariff	\$0.303	499
March 2025	\$0.263	89
February 2025	\$0.223	68
January 2025	\$0.363	174
December 2024	\$0.219	46
November 2024	\$0.415	61
October 2024	\$0.232	61
Total	\$0.303	500

Average Cost Per kWh



Solar Plus Storage Systems - Power Purchase Agreements

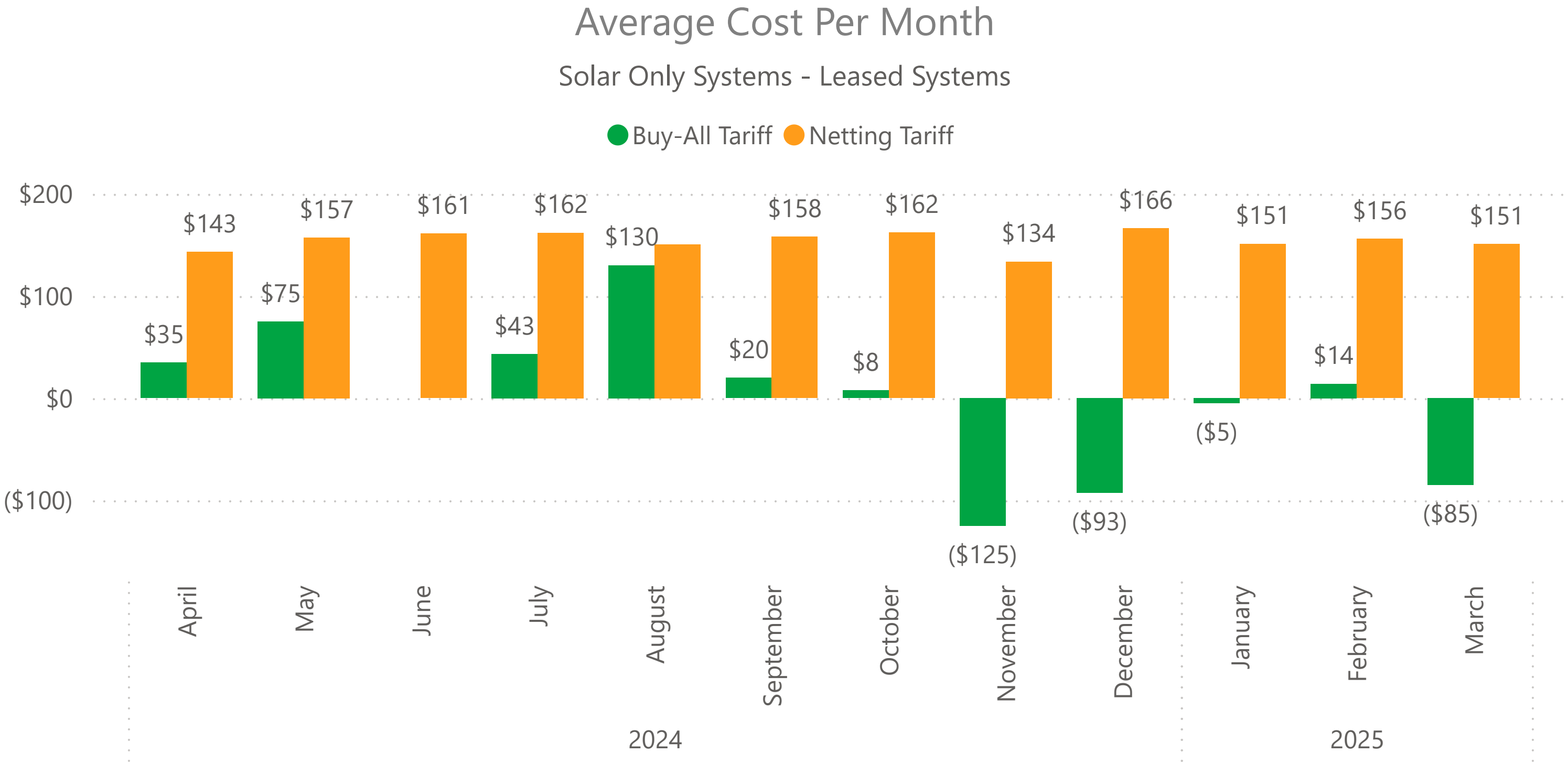
Type of Tariff	Average Cost Per kWh	Projects
Total		

Netting Tariff - Average Cost Per kWh

Solar Plus Storage Systems - Power Purchase Agreements

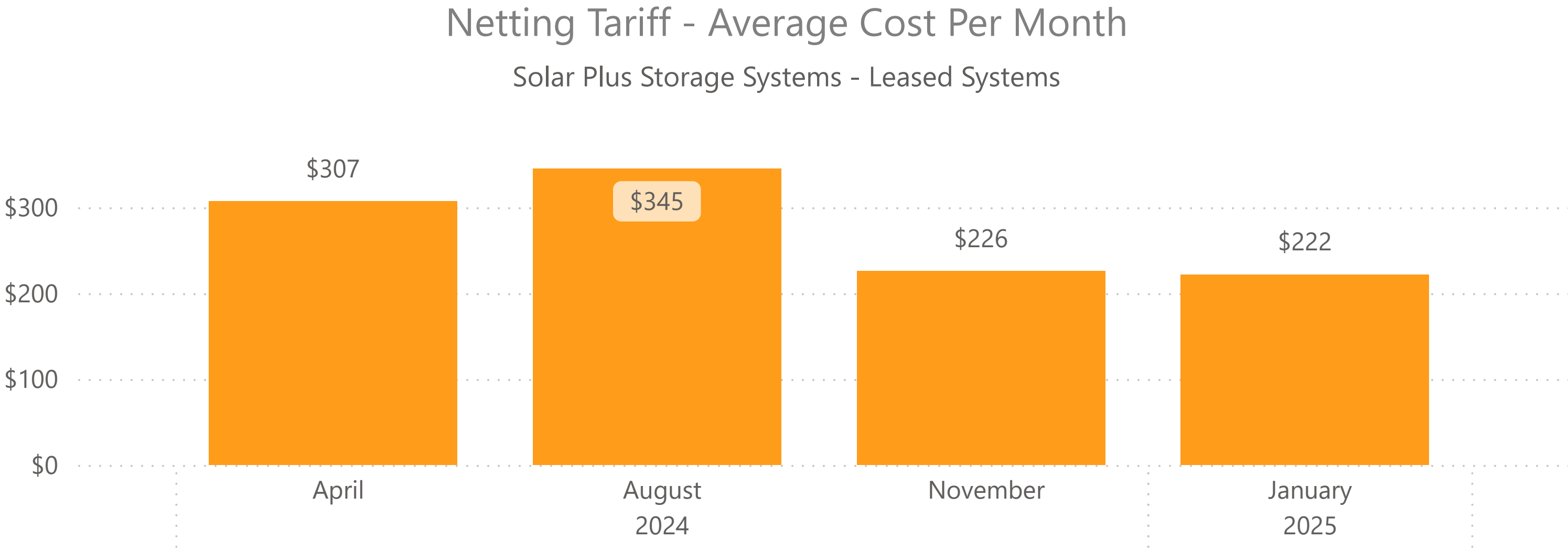
Solar Only Systems - Leased Systems

Type of Tariff	Average Cost Per Month	Projects
<b>Buy-All Tariff</b>	<b>(\$27.04)</b>	<b>13</b>
March 2025	(\$85.00)	1
February 2025	\$14.07	2
January 2025	(\$4.89)	3
December 2024	(\$92.50)	2
November 2024	(\$125.00)	1
October 2024	\$7.50	4
<b>Netting Tariff</b>	<b>\$152.92</b>	<b>371</b>
March 2025	\$150.67	34
February 2025	\$155.96	43
January 2025	\$151.16	98
December 2024	\$166.33	52
November 2024	\$133.64	67
October 2024	\$162.17	77
<b>Total</b>	<b>\$146.83</b>	<b>384</b>



Solar Plus Storage Systems - Leased Systems

Type of Tariff	Average Cost per Month	Projects
<b>Netting Tariff</b>	<b>\$224.36</b>	<b>6</b>
January 2025	\$221.84	2
November 2024	\$225.62	4
<b>Total</b>	<b>\$224.36</b>	<b>6</b>



## All Systems - Customer Owned - 25kW or less

Type of Tariff	Distressed Municipality	Low Income	Non EJC
<b>Buy-All Tariff</b>	<b>63.16%</b>	<b>15.79%</b>	<b>21.05%</b>
March 2025	100.00%		
February 2025	25.00%	25.00%	50.00%
January 2025	100.00%		
December 2024	100.00%		
November 2024	33.33%		66.67%
October 2024	60.00%	40.00%	
<b>Netting Tariff</b>	<b>45.23%</b>	<b>4.52%</b>	<b>50.25%</b>
March 2025	37.08%	3.93%	58.99%
February 2025	49.37%	3.80%	46.84%
January 2025	45.43%	3.49%	51.08%
December 2024	49.64%	5.11%	45.26%
November 2024	46.99%	5.46%	47.54%
October 2024	44.15%	6.38%	49.47%
<b>Total</b>	<b>45.51%</b>	<b>4.70%</b>	<b>49.80%</b>

## Underserved Enrollment

Solar Only Systems - Customer Owned - 25kW or less

● Distressed Municipality ● Low Income ● Non EJC

