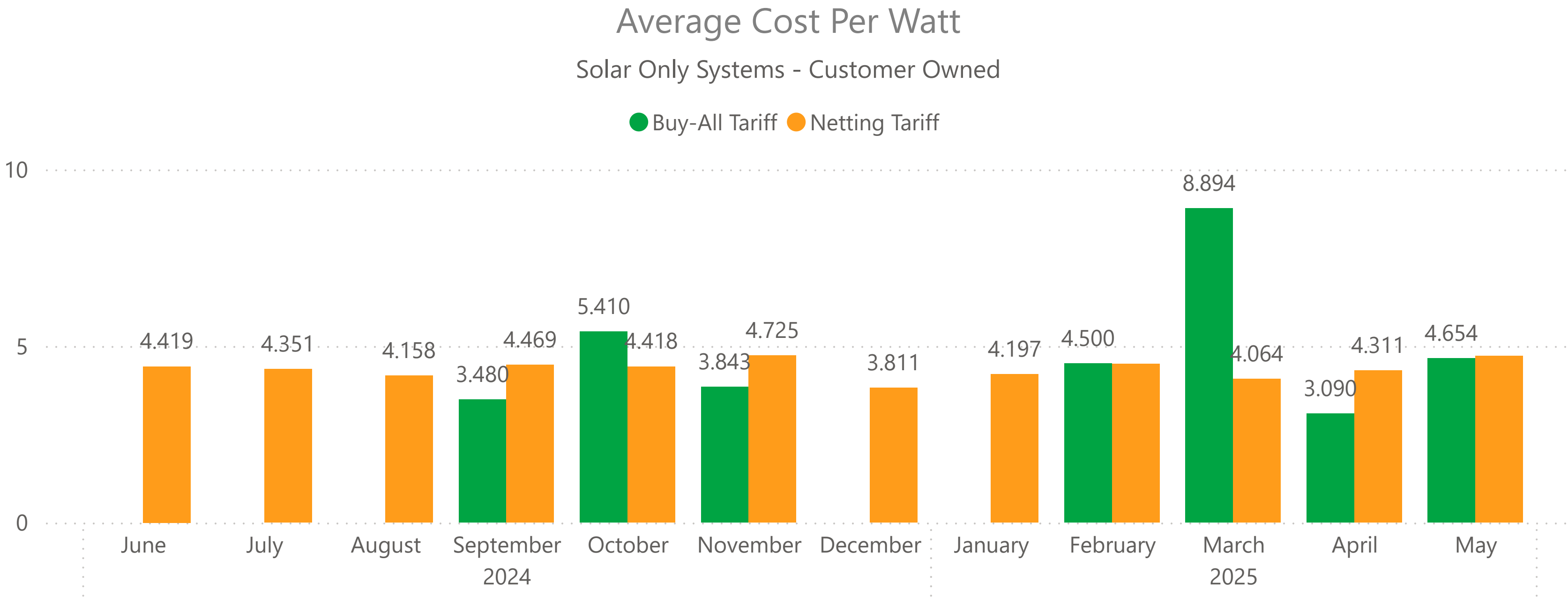


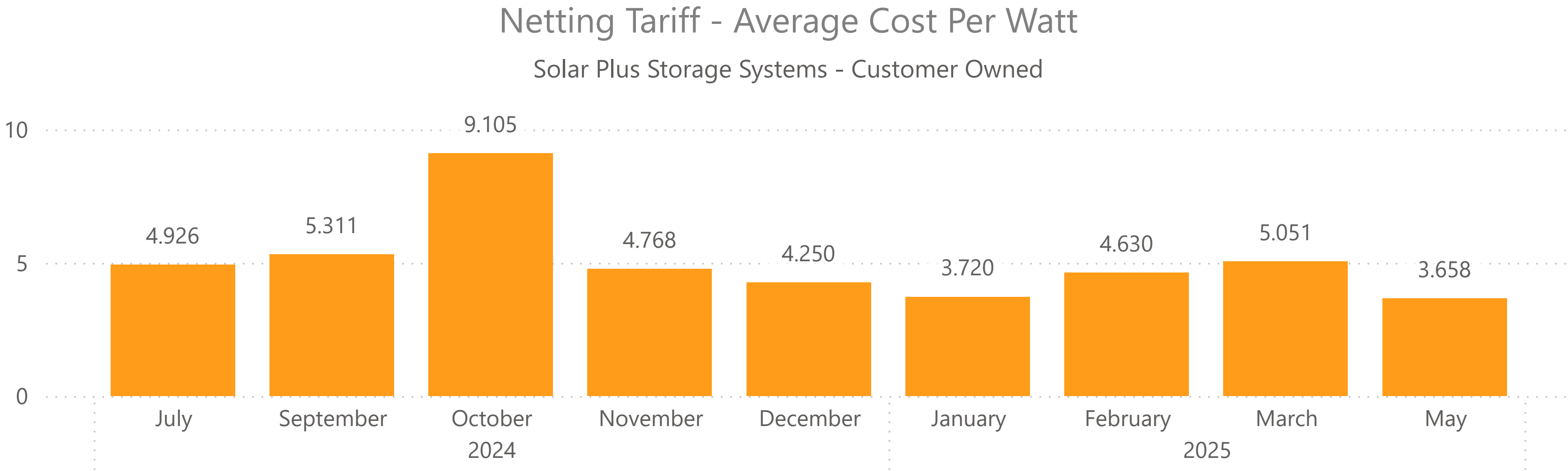
Solar Only Systems - Customer Owned

Type of Tariff	Average DC Cost Per Watt	Projects
<b>Buy-All Tariff</b>	<b>5.28</b>	<b>4</b>
May 2025	4.65	1
April 2025	3.09	1
March 2025	8.89	1
February 2025	4.50	1
<b>Netting Tariff</b>	<b>4.25</b>	<b>286</b>
May 2025	4.72	29
April 2025	4.31	57
March 2025	4.06	44
February 2025	4.49	41
January 2025	4.20	80
December 2024	3.81	35
<b>Total</b>	<b>4.26</b>	<b>290</b>



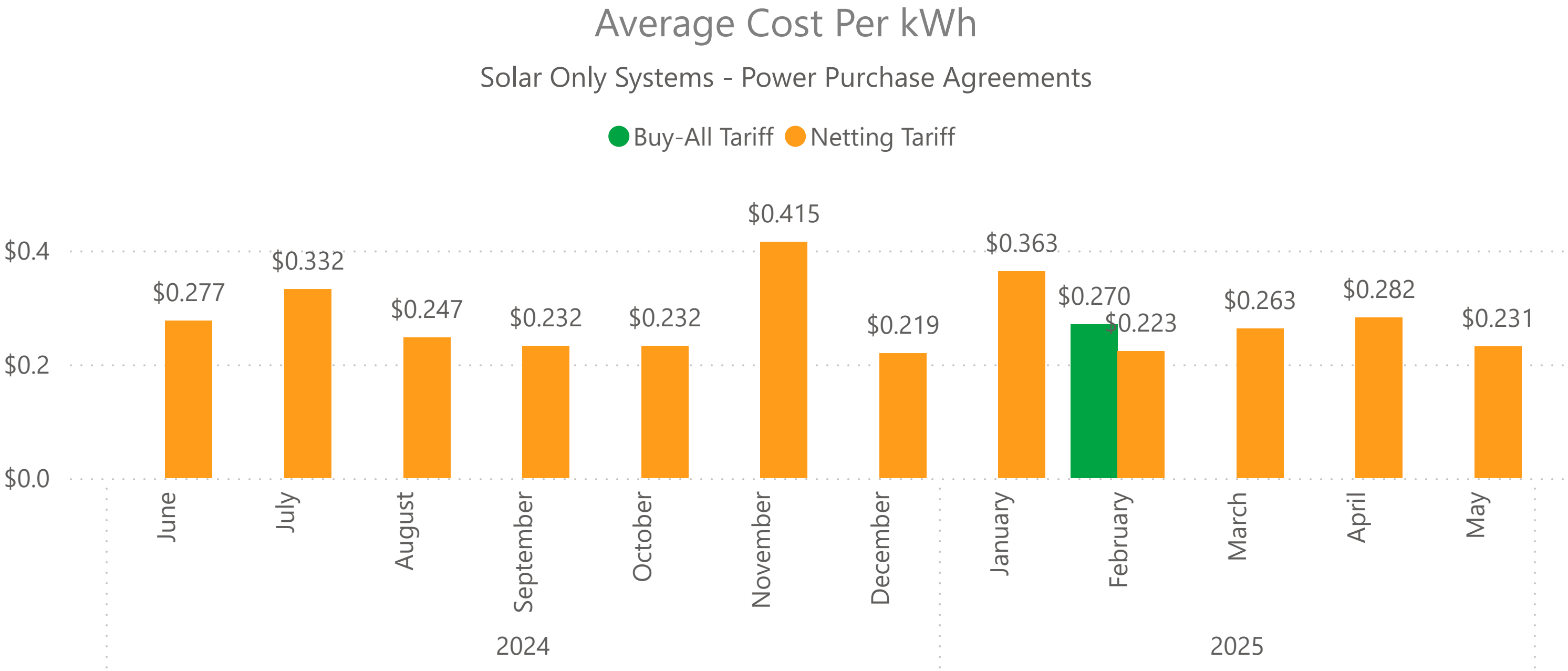
Solar Plus Storage Systems - Customer Owned

Type of Tariff	Average DC Cost Per Watt	Projects
<b>Netting Tariff</b>	<b>4.30</b>	<b>13</b>
May 2025	3.66	1
March 2025	5.05	2
February 2025	4.63	4
January 2025	3.72	4
December 2024	4.25	2
<b>Total</b>	<b>4.30</b>	<b>13</b>



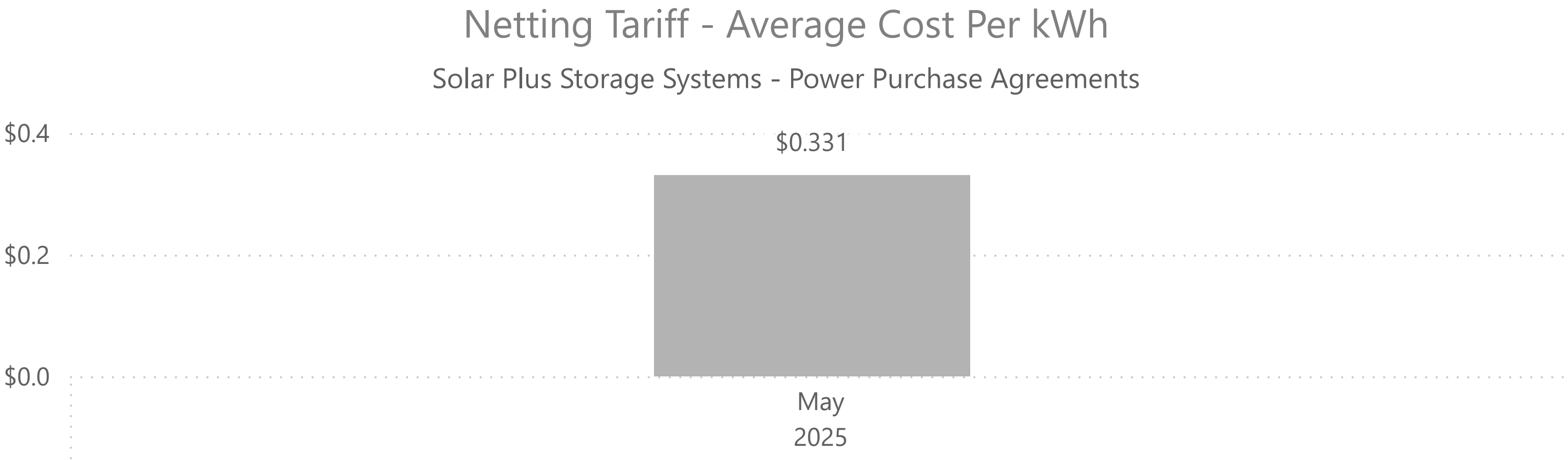
Solar Only Systems - Power Purchase Agreements

Type of Tariff	Average Cost Per kWh	Projects
<b>Buy-All Tariff</b>	<b>\$0.270</b>	<b>1</b>
February 2025	\$0.270	1
<b>Netting Tariff</b>	<b>\$0.286</b>	<b>564</b>
May 2025	\$0.231	61
April 2025	\$0.282	126
March 2025	\$0.263	89
February 2025	\$0.223	68
January 2025	\$0.363	174
December 2024	\$0.219	46
<b>Total</b>	<b>\$0.286</b>	<b>565</b>



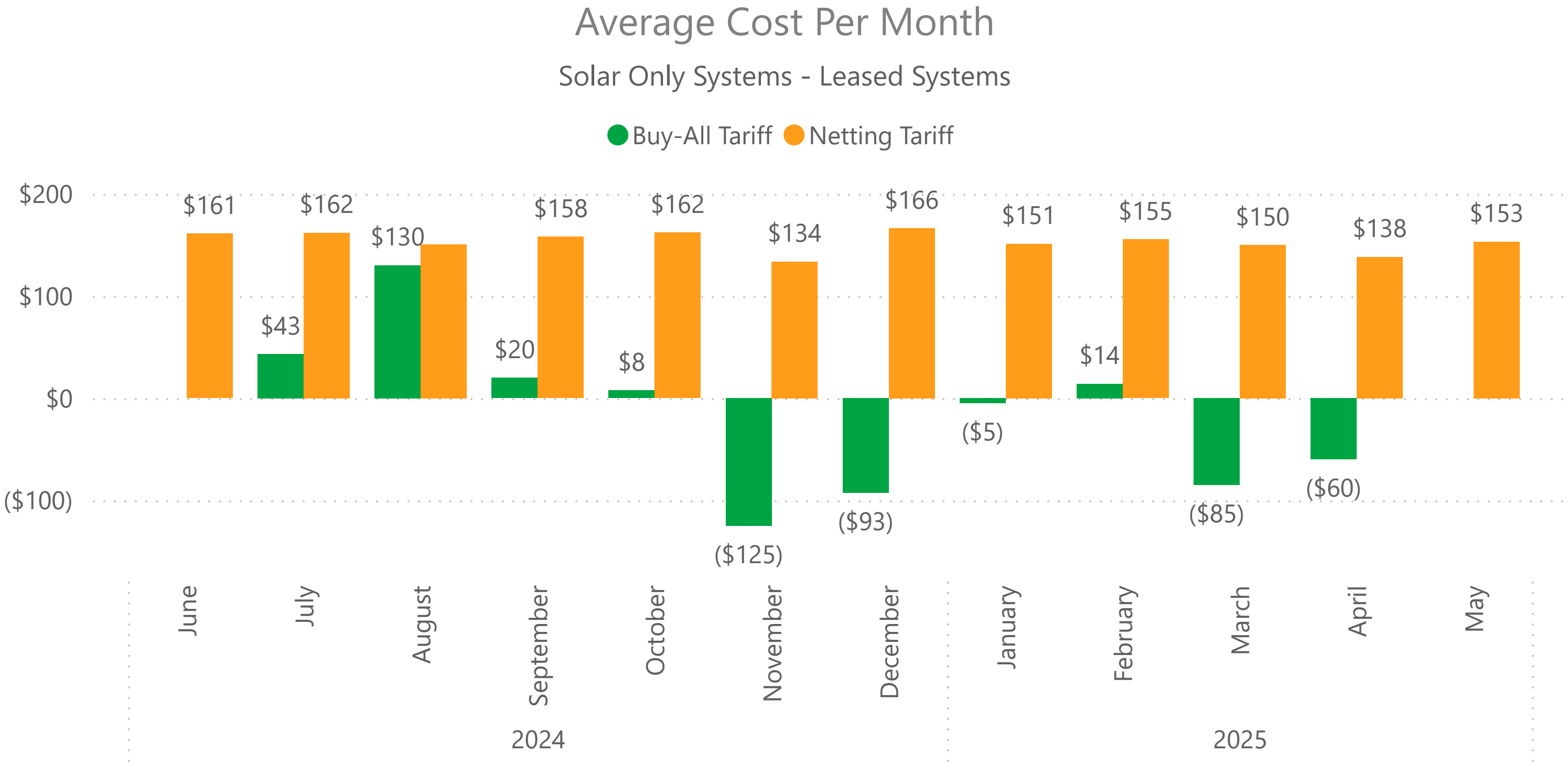
Solar Plus Storage Systems - Power Purchase Agreements

Type of Tariff	Average Cost Per kWh	Projects
<b>Netting Tariff</b>	<b>\$0.331</b>	<b>1</b>
May 2025	\$0.331	1
<b>Total</b>	<b>\$0.331</b>	<b>1</b>



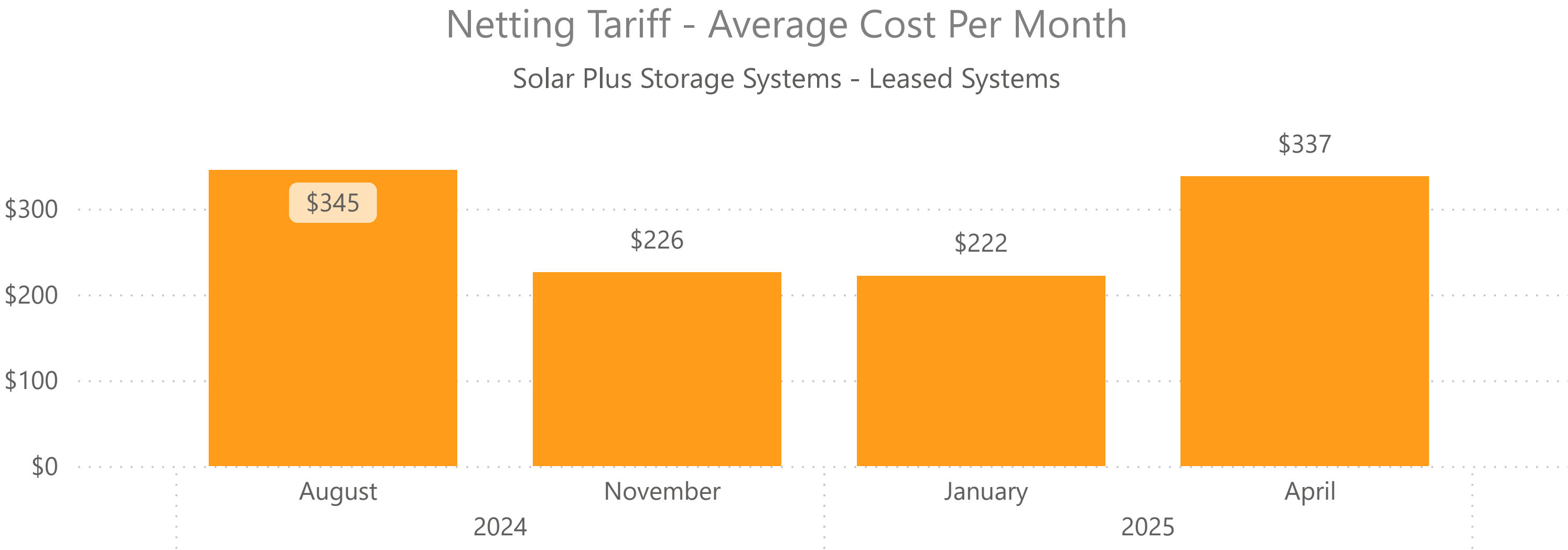
Solar Only Systems - Leased Systems

Type of Tariff	Average Cost Per Month	Projects
Buy-All Tariff	(\$37.66)	10
April 2025	(\$60.00)	2
March 2025	(\$85.00)	1
February 2025	\$14.07	2
January 2025	(\$4.89)	3
December 2024	(\$92.50)	2
Netting Tariff	\$153.05	300
May 2025	\$153.10	37
April 2025	\$138.19	34
March 2025	\$149.95	35
February 2025	\$155.49	44
January 2025	\$151.16	98
December 2024	\$166.33	52
Total	\$146.90	310



Solar Plus Storage Systems - Leased Systems

Type of Tariff	Average Cost per Month	Projects
Netting Tariff	\$260.35	3
April 2025	\$337.37	1
January 2025	\$221.84	2
Total	\$260.35	3



All Systems - Customer Owned - 25kW or less

Type of Tariff	Distressed Municipality	Low Income	Non EJC
<b>Buy-All Tariff</b>	<b>66.67%</b>	<b>6.67%</b>	<b>26.67%</b>
May 2025	100.00%		
April 2025	33.33%		66.67%
March 2025	100.00%		
February 2025	25.00%	25.00%	50.00%
January 2025	100.00%		
December 2024	100.00%		
<b>Netting Tariff</b>	<b>45.12%</b>	<b>3.84%</b>	<b>51.04%</b>
May 2025	52.63%	3.76%	43.61%
April 2025	40.45%	3.64%	55.91%
March 2025	37.78%	3.89%	58.33%
February 2025	49.69%	3.77%	46.54%
January 2025	45.28%	3.50%	51.21%
December 2024	49.26%	5.15%	45.59%
<b>Total</b>	<b>45.39%</b>	<b>3.87%</b>	<b>50.74%</b>

Underserved Enrollment

Solar Only Systems - Customer Owned - 25kW or less

