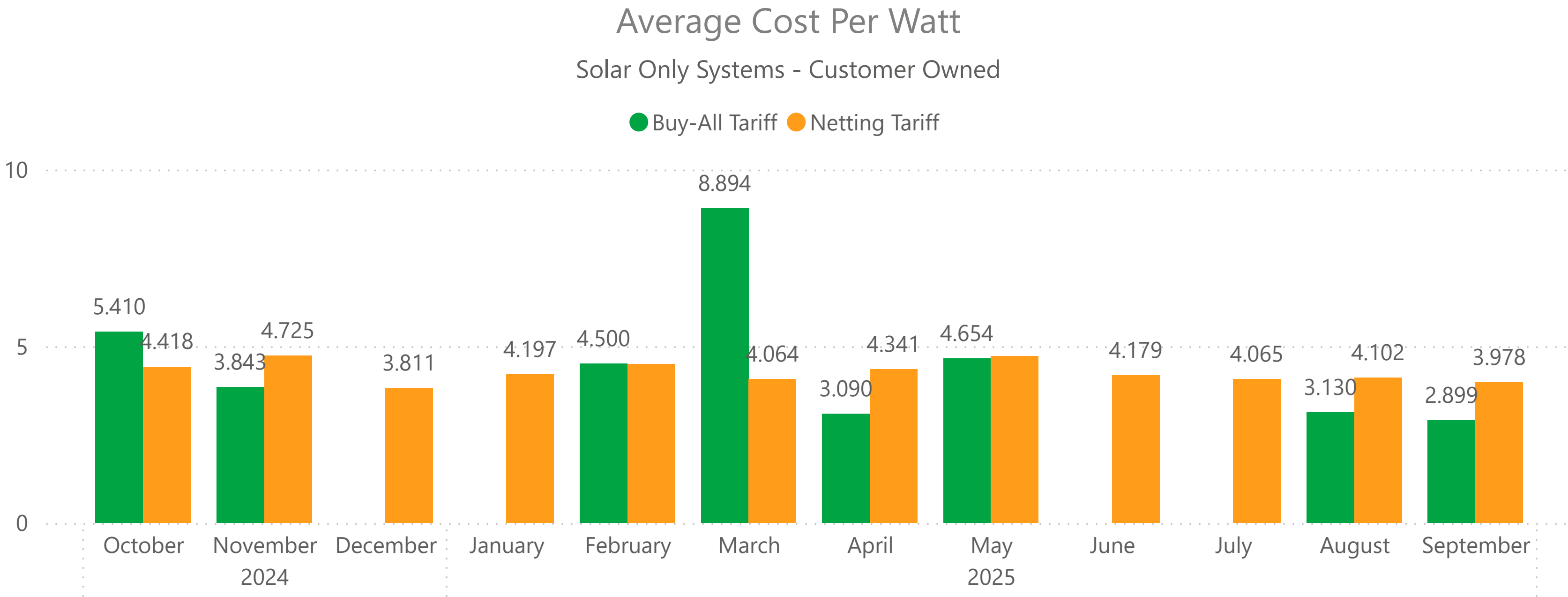


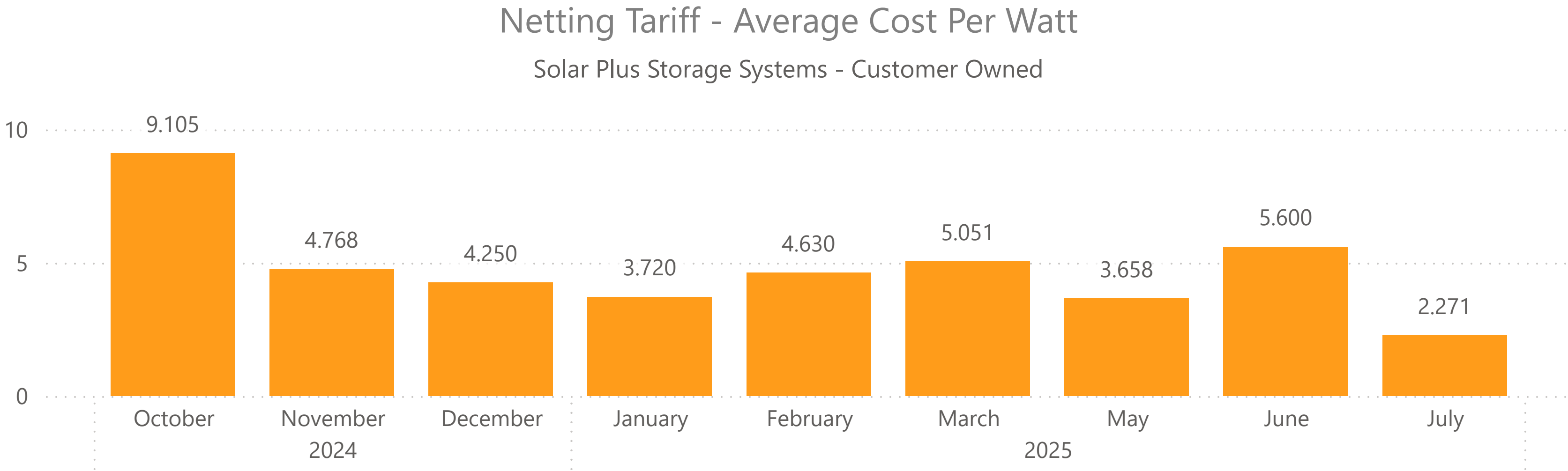
Solar Only Systems - Customer Owned

Type of Tariff	Average DC Cost Per Watt	Projects
Buy-All Tariff	3.44	4
September 2025	2.90	1
August 2025	3.13	1
May 2025	4.65	1
April 2025	3.09	1
Netting Tariff	4.20	282
September 2025	3.98	55
August 2025	4.10	48
July 2025	4.06	43
June 2025	4.18	51
May 2025	4.72	29
April 2025	4.34	56
Total	4.19	286



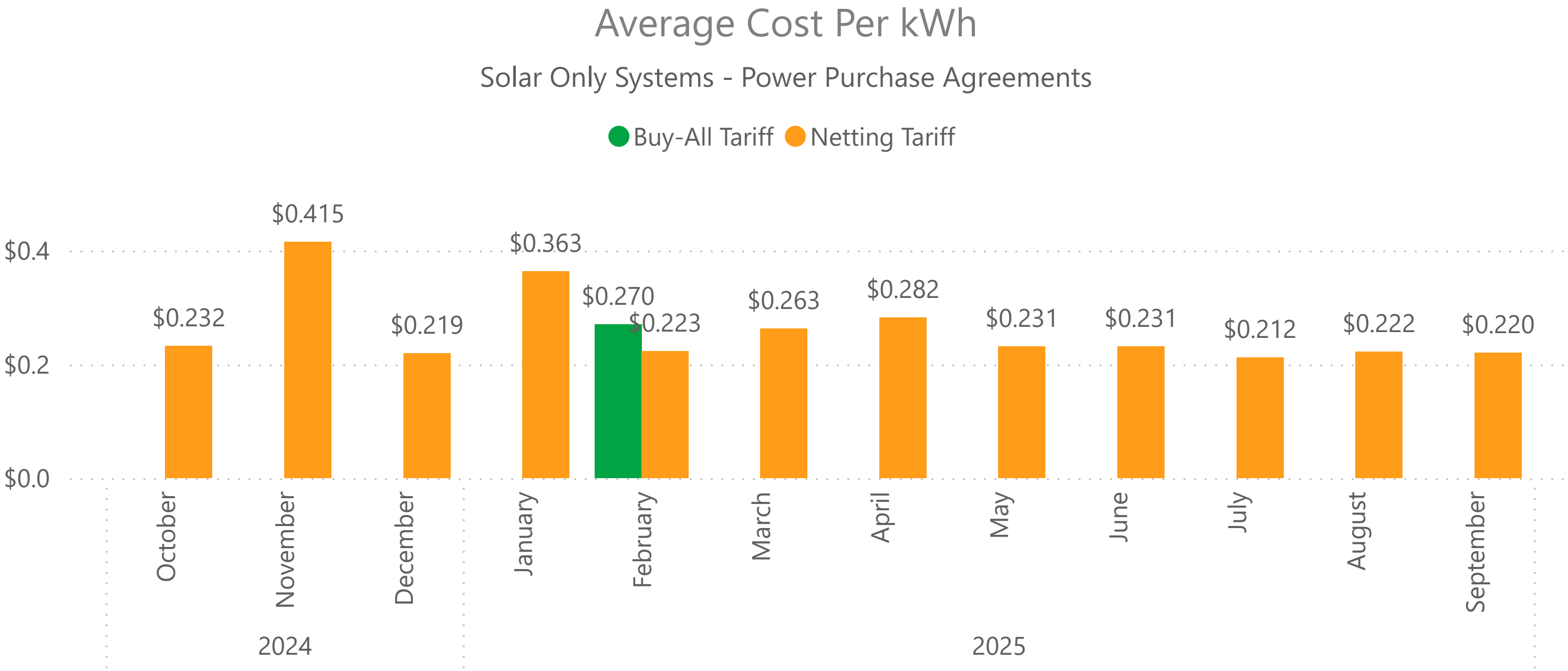
Solar Plus Storage Systems - Customer Owned

Type of Tariff	Average DC Cost Per Watt	Projects
Netting Tariff	4.17	6
July 2025	2.27	2
June 2025	5.60	3
May 2025	3.66	1
Total	4.17	6



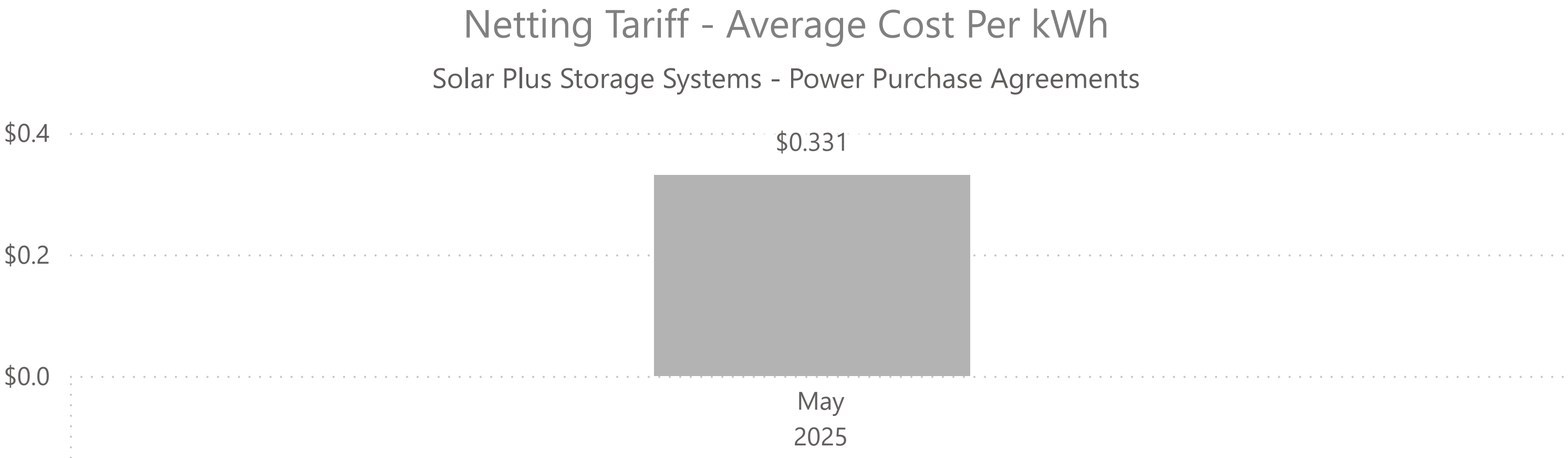
Solar Only Systems - Power Purchase Agreements

Type of Tariff	Average Cost Per kWh	Projects
Netting Tariff	\$0.241	420
September 2025	\$0.220	62
August 2025	\$0.222	49
July 2025	\$0.212	63
June 2025	\$0.231	59
May 2025	\$0.231	61
April 2025	\$0.282	126
Total	\$0.241	420



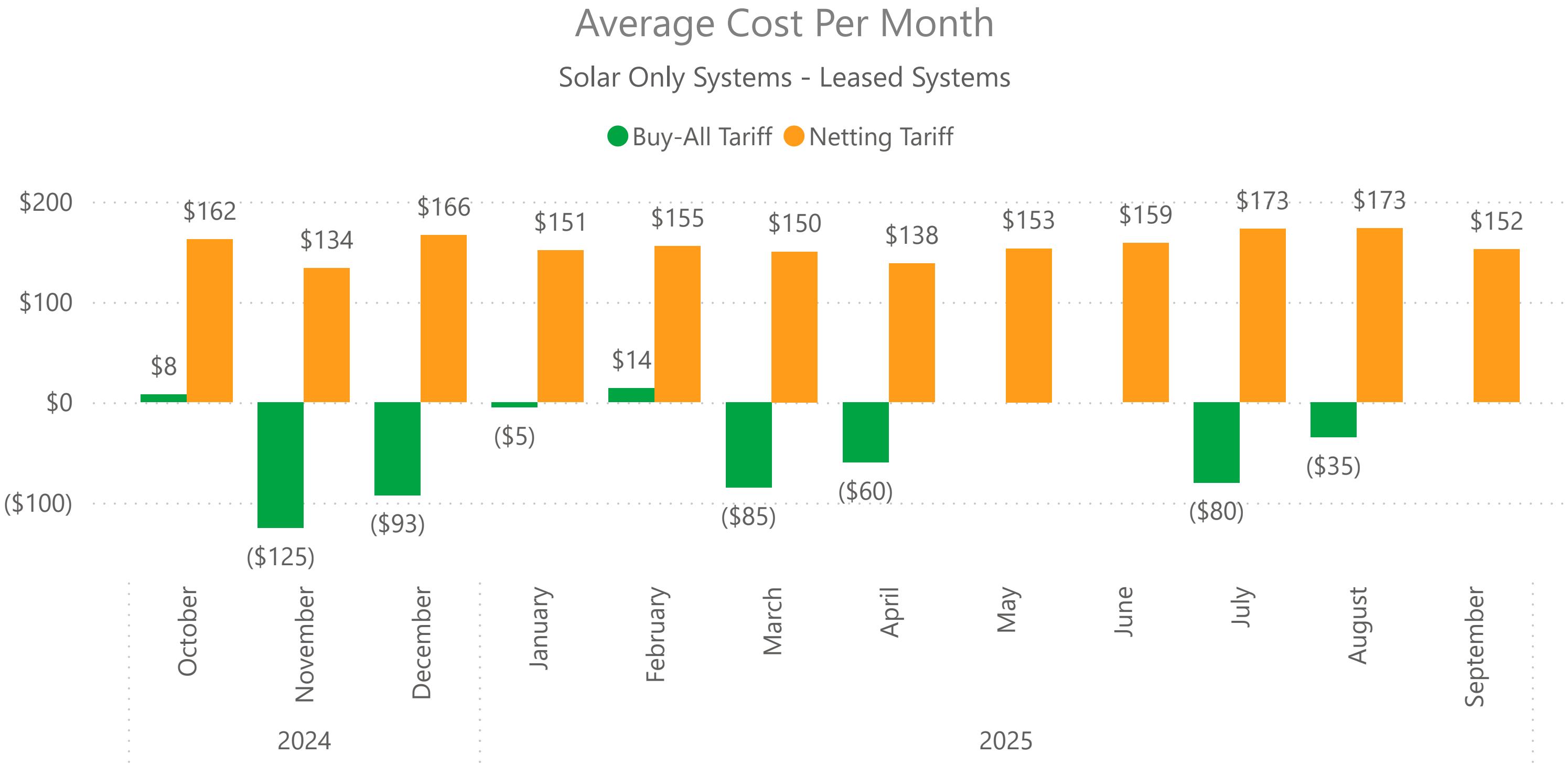
Solar Plus Storage Systems - Power Purchase Agreements

Type of Tariff	Average Cost Per kWh	Projects
Netting Tariff	\$0.331	1
May 2025	\$0.331	1
Total	\$0.331	1



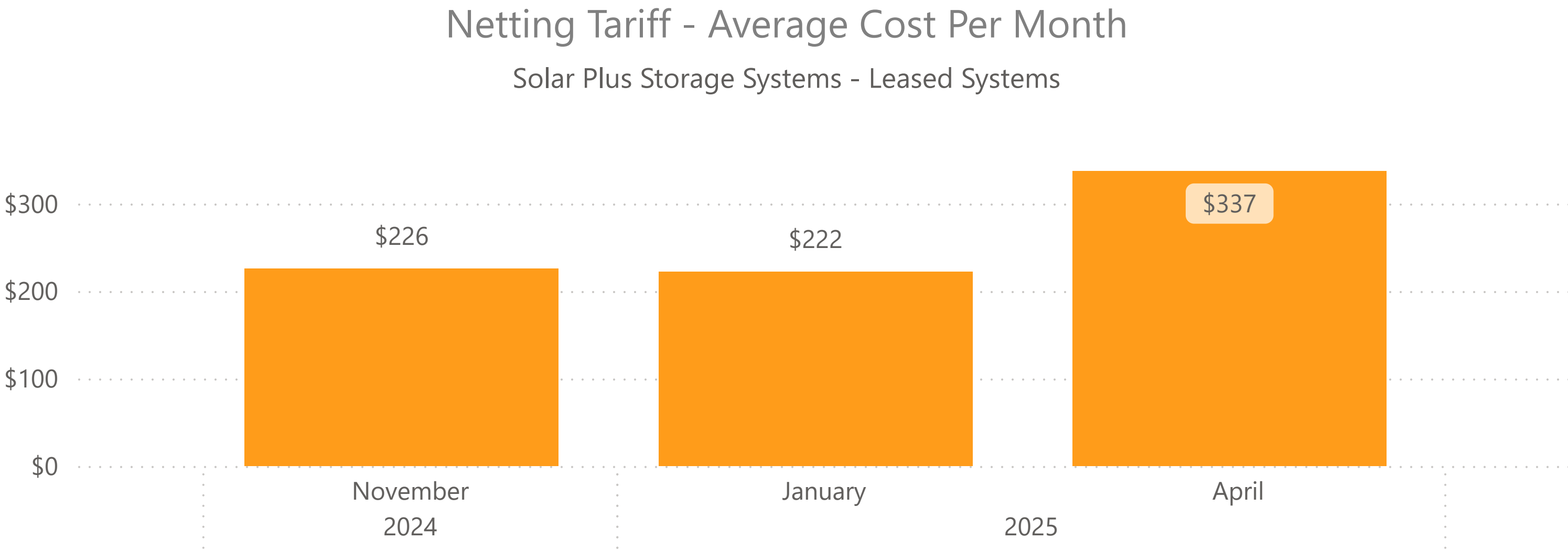
Solar Only Systems - Leased Systems

Type of Tariff	Average Cost Per Month	Projects
Buy-All Tariff	(\$52.50)	8
August 2025	(\$35.00)	4
July 2025	(\$80.00)	2
April 2025	(\$60.00)	2
Netting Tariff	\$160.97	332
September 2025	\$152.36	64
August 2025	\$173.13	72
July 2025	\$172.81	73
June 2025	\$158.63	52
May 2025	\$153.10	37
April 2025	\$138.19	34
Total	\$155.95	340



Solar Plus Storage Systems - Leased Systems

Type of Tariff	Average Cost per Month	Projects
Netting Tariff	\$337.37	1
April 2025	\$337.37	1
Total	\$337.37	1



All Systems - Customer Owned - 25kW or less

Type of Tariff	Distressed Municipality	Low Income	Non EJC
Buy-All Tariff	53.85%		46.15%
September 2025			100.00%
August 2025	60.00%		40.00%
July 2025	66.67%		33.33%
May 2025	100.00%		
April 2025	33.33%		66.67%
Netting Tariff	44.20%	5.84%	49.95%
September 2025	38.12%	8.29%	53.59%
August 2025	47.02%	6.55%	46.43%
July 2025	45.70%	6.99%	47.31%
June 2025	43.68%	5.75%	50.57%
May 2025	53.38%	3.76%	42.86%
April 2025	40.64%	3.65%	55.71%
Total	44.32%	5.77%	49.91%

Underserved Enrollment

Solar Only Systems - Customer Owned - 25kW or less

