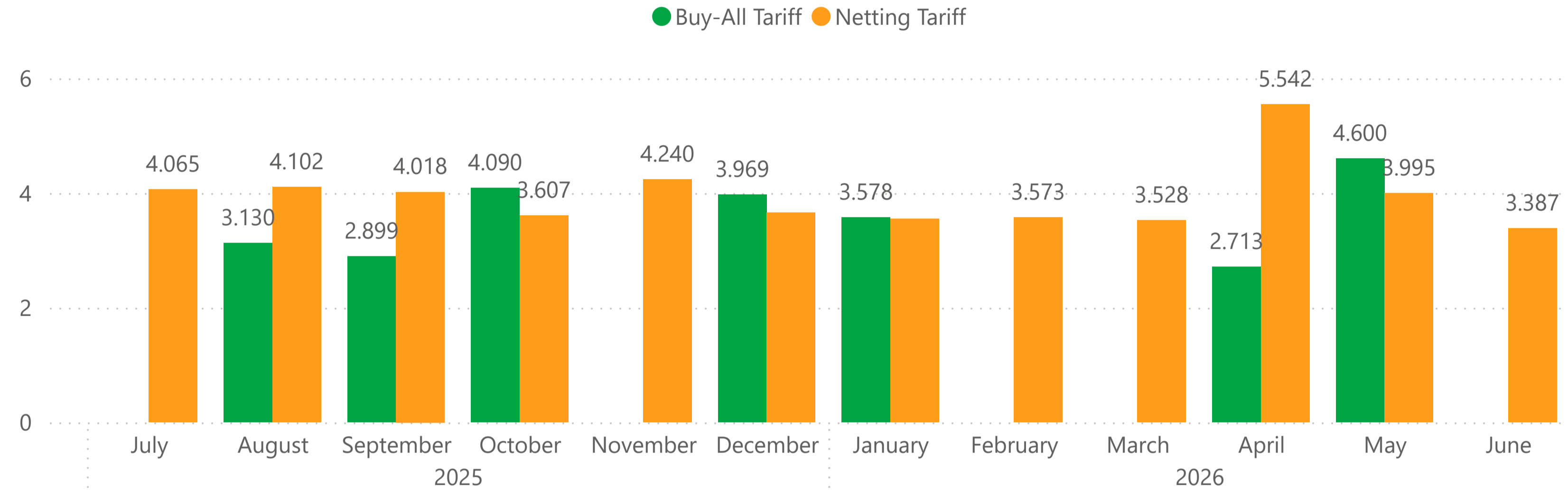


Solar Only Systems - Customer Owned

Type of Tariff	Average DC Cost Per Watt	Projects
Buy-All Tariff	3.61	5
May 2026	4.60	1
April 2026	2.71	1
January 2026	3.58	3
Netting Tariff	3.67	198
June 2026	3.39	5
May 2026	3.99	7
April 2026	5.54	10
March 2026	3.53	26
February 2026	3.57	36
January 2026	3.55	114
Total	3.66	203

Average Cost Per Watt

Solar Only Systems - Customer Owned

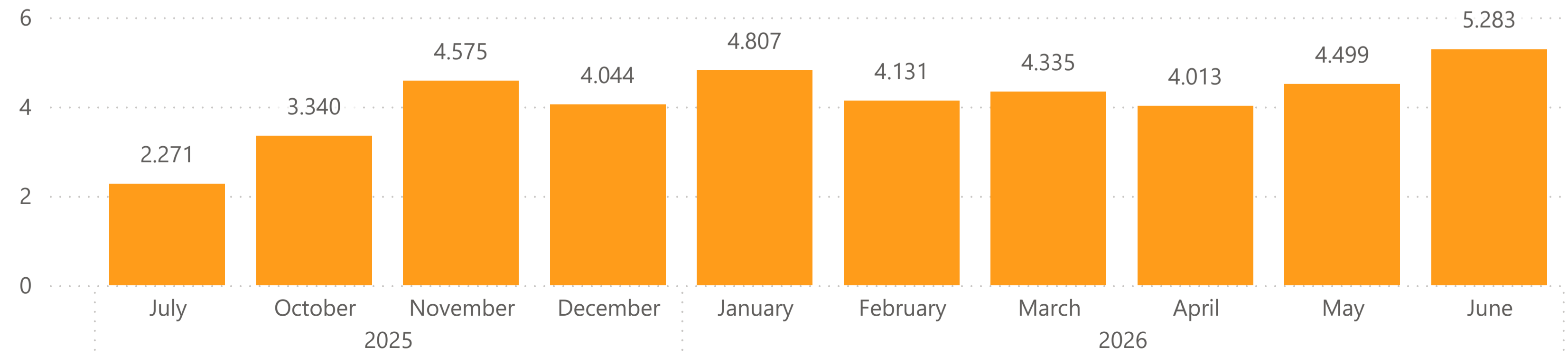


Solar Plus Storage Systems - Customer Owned

Type of Tariff	Average DC Cost Per Watt	Projects
Netting Tariff	4.51	34
June 2026	5.28	1
May 2026	4.50	4
April 2026	4.01	1
March 2026	4.33	11
February 2026	4.13	5
January 2026	4.81	12
Total	4.51	34

Netting Tariff - Average Cost Per Watt

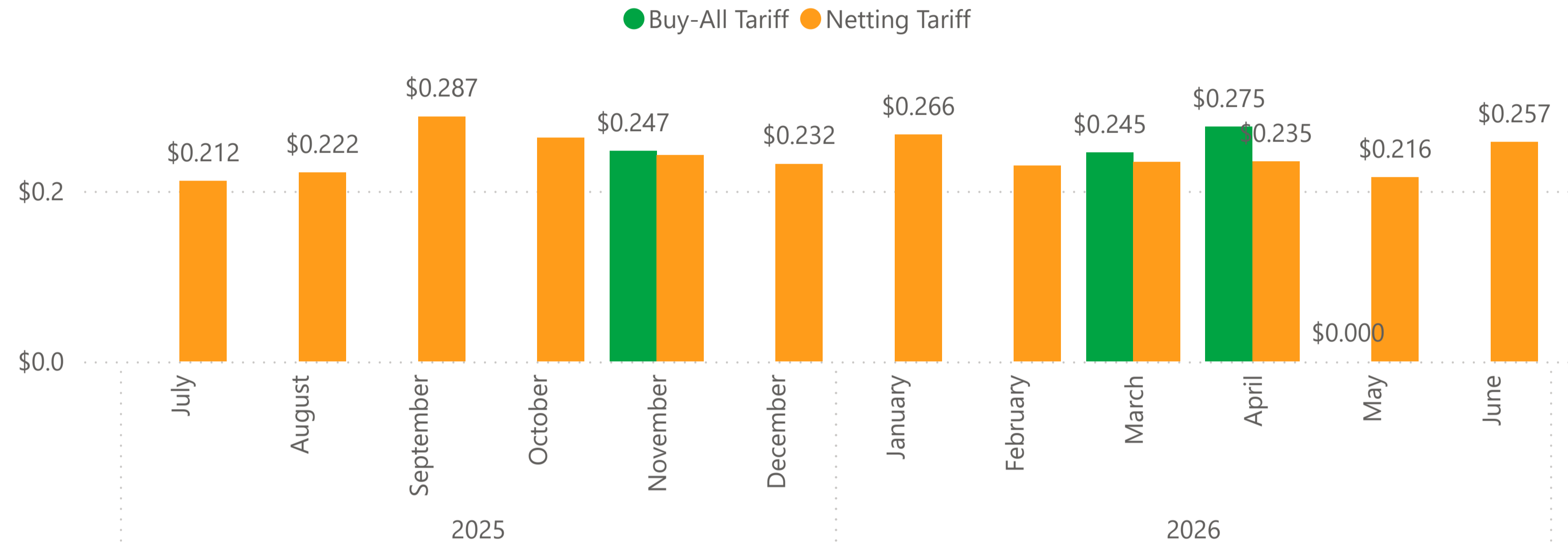
Solar Plus Storage Systems - Customer Owned



Solar Only Systems - Power Purchase Agreements

Type of Tariff	Average Cost Per kWh	Projects
Buy-All Tariff	\$0.202	5
May 2026	\$0.000	1
April 2026	\$0.275	1
March 2026	\$0.245	3
Netting Tariff	\$0.239	573
June 2026	\$0.257	109
May 2026	\$0.216	92
April 2026	\$0.235	86
March 2026	\$0.234	92
February 2026	\$0.229	109
January 2026	\$0.266	85
Total	\$0.239	578

Average Cost Per kWh
Solar Only Systems - Power Purchase Agreements



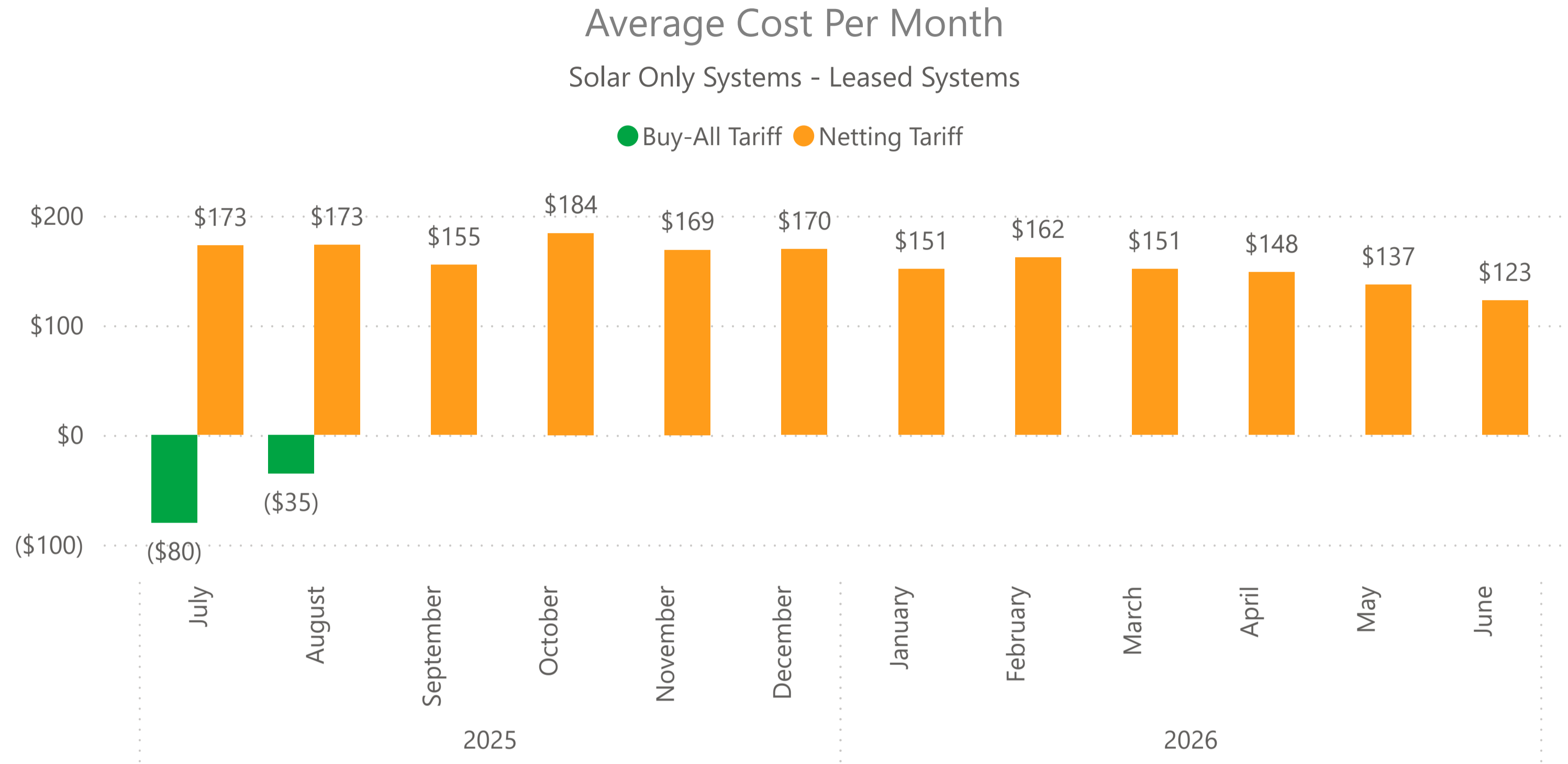
Solar Plus Storage Systems - Power Purchase Agreements

Type of Tariff	Average Cost Per kWh	Projects
Total		

Netting Tariff - Average Cost Per kWh
Solar Plus Storage Systems - Power Purchase Agreements

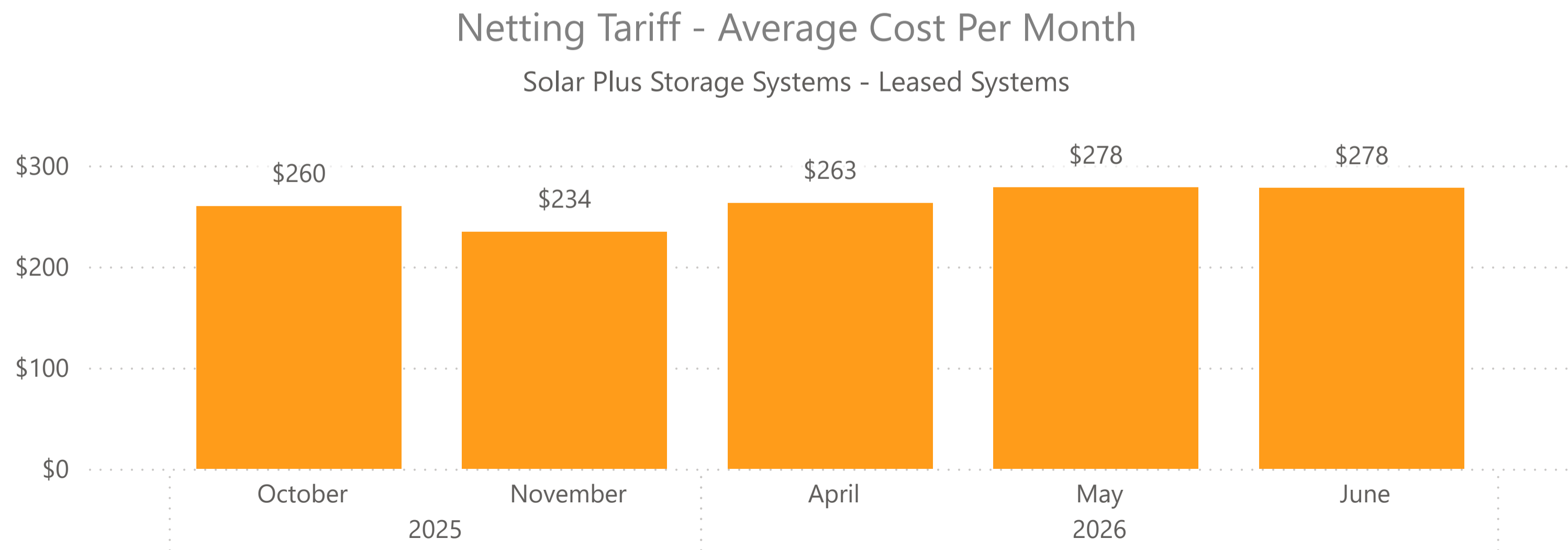
Solar Only Systems - Leased Systems

Type of Tariff	Average Cost Per Month	Projects
Netting Tariff	\$151.57	235
June 2026	\$122.70	12
May 2026	\$136.77	24
April 2026	\$148.26	30
March 2026	\$151.17	35
February 2026	\$161.83	82
January 2026	\$151.08	52
Total	\$151.57	235



Solar Plus Storage Systems - Leased Systems

Type of Tariff	Average Cost per Month	Projects
Netting Tariff	\$273.26	10
June 2026	\$277.60	6
May 2026	\$278.33	1
April 2026	\$262.88	3
Total	\$273.26	10



All Systems - Customer Owned - 25kW or less

Type of Tariff	Distressed Municipality	Low Income	Non EJC
Buy-All Tariff	30.00%	10.00%	60.00%
May 2026	50.00%	50.00%	
April 2026			100.00%
March 2026	25.00%		75.00%
January 2026	33.33%		66.67%
Netting Tariff	39.55%	9.19%	51.26%
June 2026	62.50%	9.38%	28.13%
May 2026	45.90%	11.48%	42.62%
April 2026	45.24%	13.10%	41.67%
March 2026	37.78%	12.59%	49.63%
February 2026	39.46%	7.17%	53.36%
January 2026	34.36%	7.34%	58.30%
Total	39.43%	9.20%	51.37%

Underserved Enrollment

Solar Only Systems - Customer Owned - 25kW or less

● Distressed Municipality ● Low Income ● Non EJC

