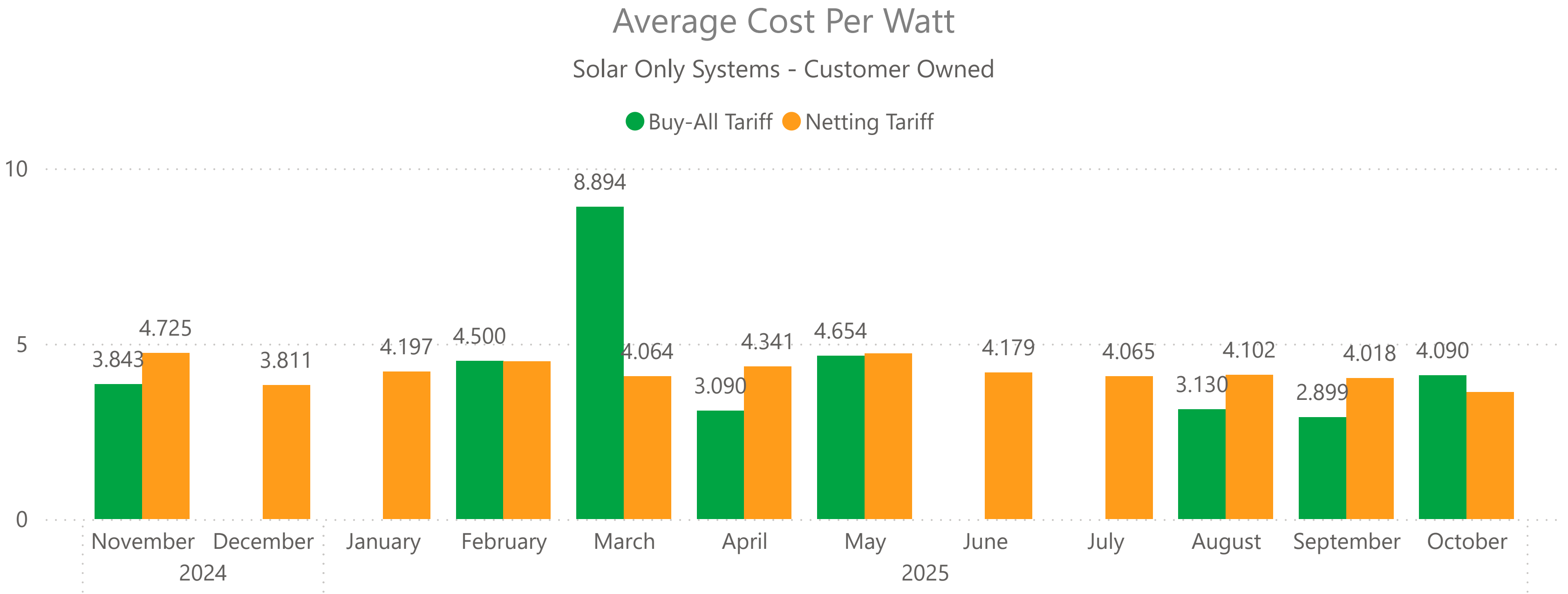


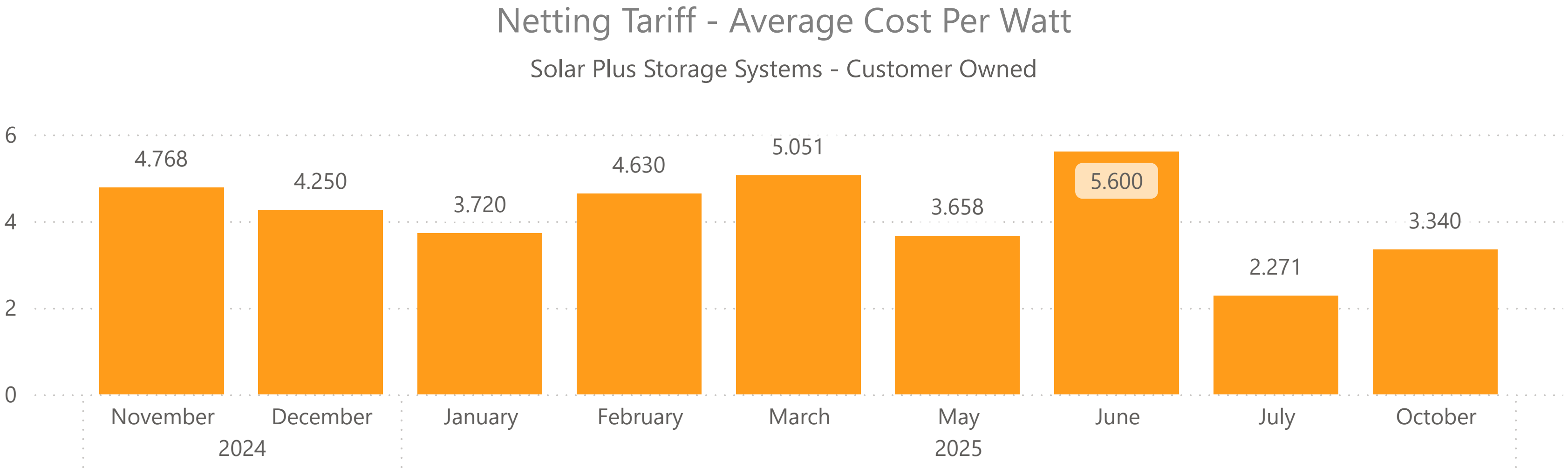
Solar Only Systems - Customer Owned

Type of Tariff	Average DC Cost Per Watt	Projects
Buy-All Tariff	3.77	5
October 2025	4.09	2
September 2025	2.90	1
August 2025	3.13	1
May 2025	4.65	1
Netting Tariff	4.05	293
October 2025	3.62	63
September 2025	4.02	59
August 2025	4.10	48
July 2025	4.06	43
June 2025	4.18	51
May 2025	4.72	29
Total	4.04	298



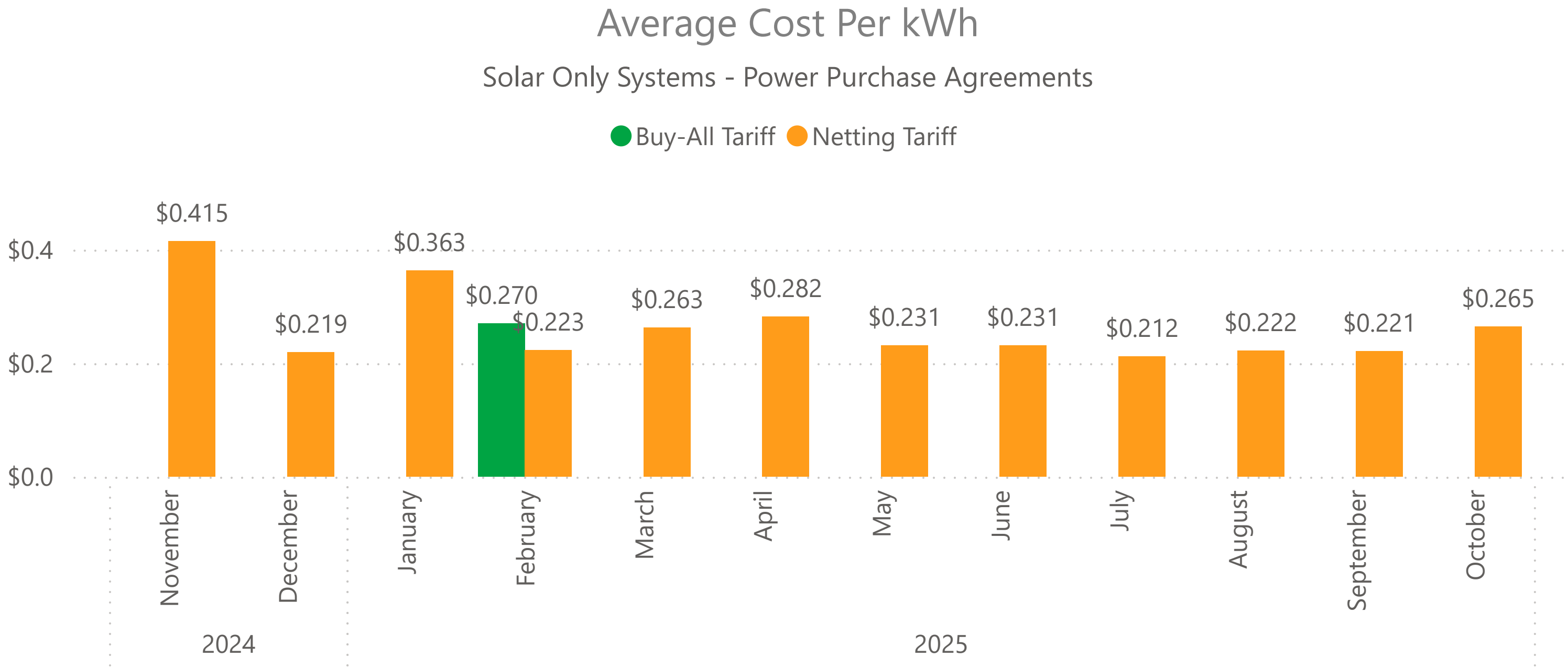
Solar Plus Storage Systems - Customer Owned

Type of Tariff	Average DC Cost Per Watt	Projects
Netting Tariff	3.96	8
October 2025	3.34	2
July 2025	2.27	2
June 2025	5.60	3
May 2025	3.66	1
Total	3.96	8



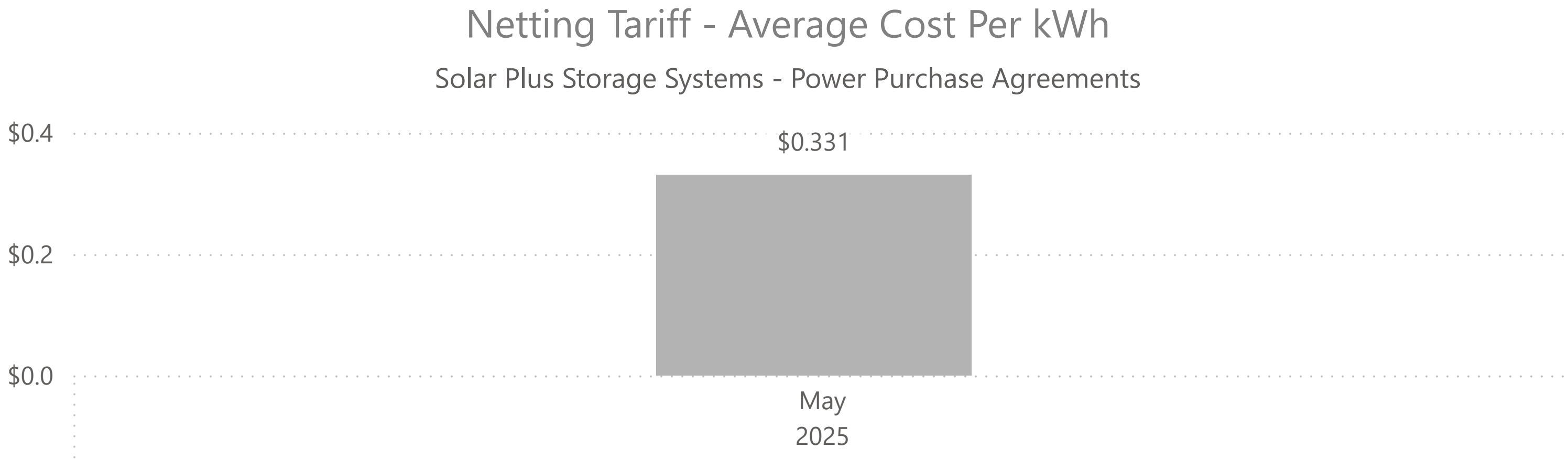
Solar Only Systems - Power Purchase Agreements

Type of Tariff	Average Cost Per kWh	Projects
Netting Tariff	\$0.232	377
October 2025	\$0.265	82
September 2025	\$0.221	63
August 2025	\$0.222	49
July 2025	\$0.212	63
June 2025	\$0.231	59
May 2025	\$0.231	61
Total	\$0.232	377



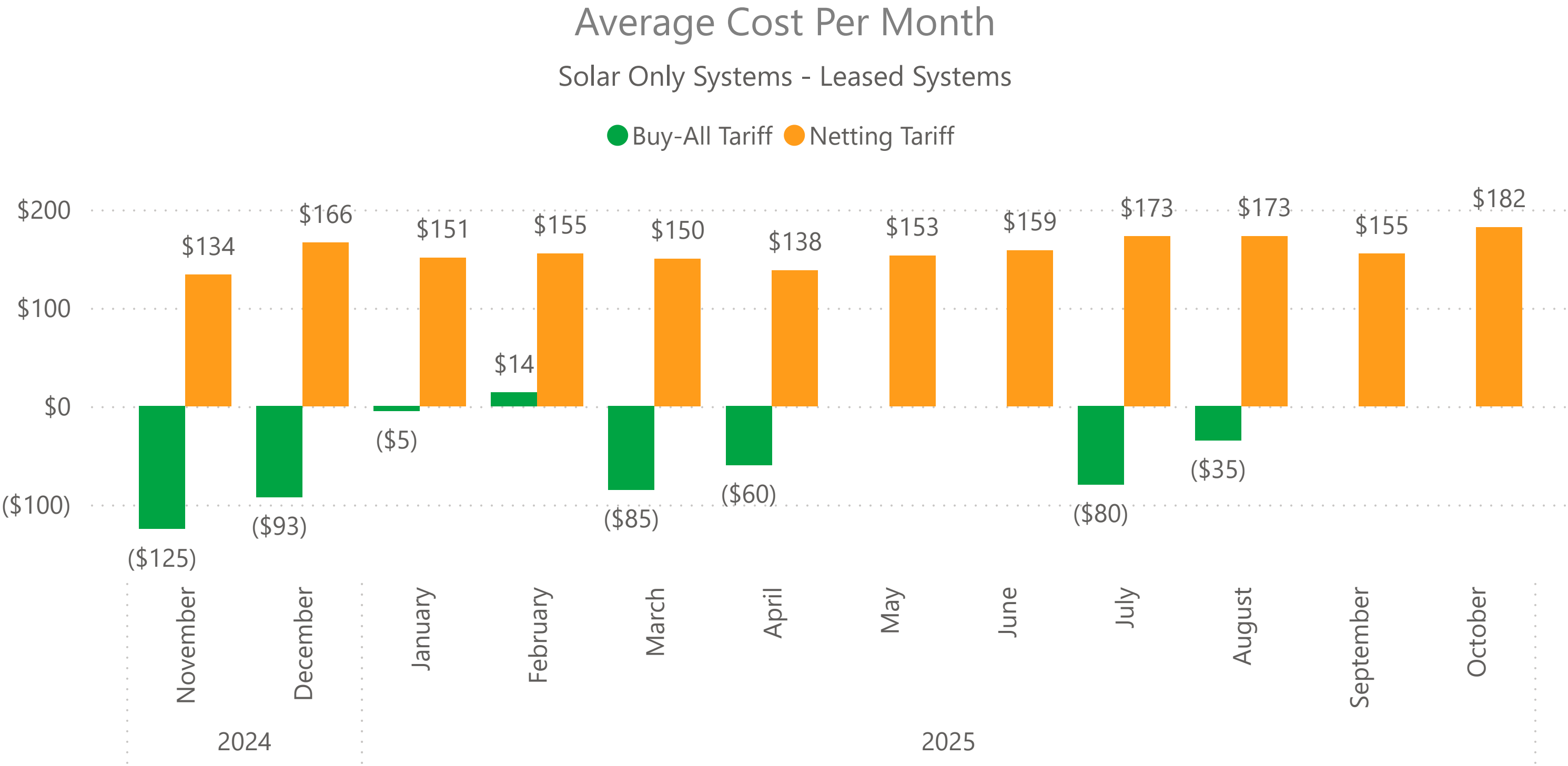
Solar Plus Storage Systems - Power Purchase Agreements

Type of Tariff	Average Cost Per kWh	Projects
Netting Tariff	\$0.331	1
May 2025	\$0.331	1
Total	\$0.331	1



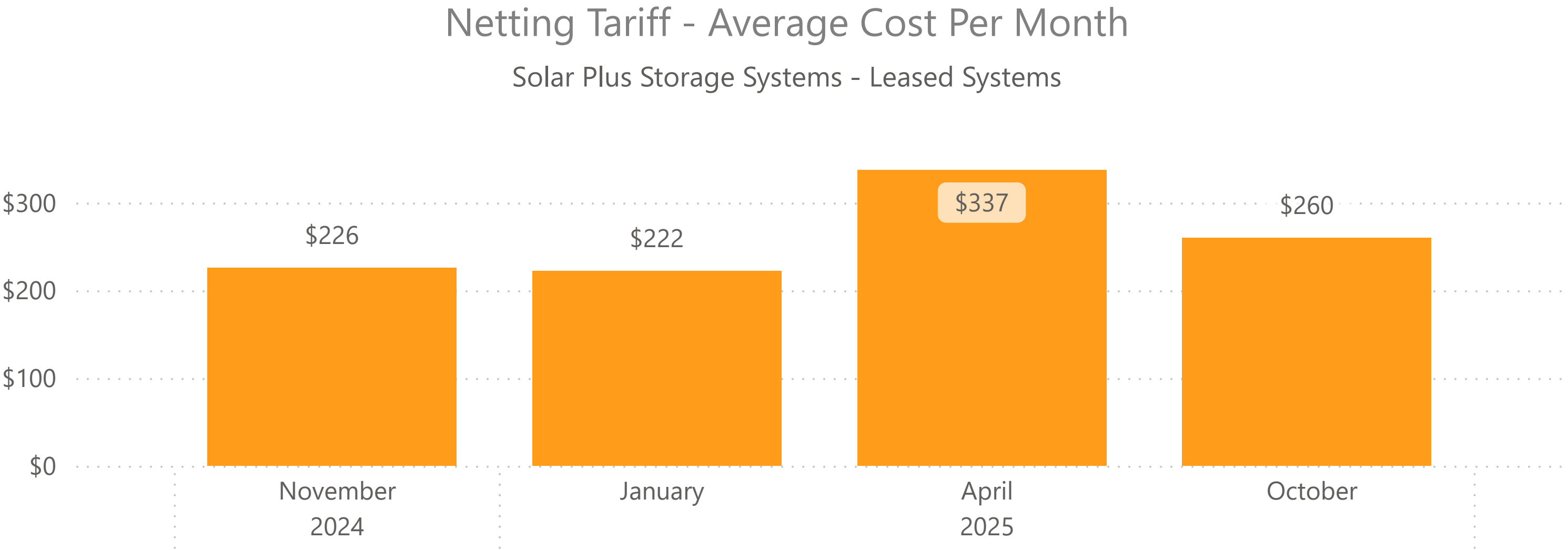
Solar Only Systems - Leased Systems

Type of Tariff	Average Cost Per Month	Projects
Buy-All Tariff	(\$50.00)	6
August 2025	(\$35.00)	4
July 2025	(\$80.00)	2
Netting Tariff	\$167.53	368
October 2025	\$182.16	69
September 2025	\$155.21	65
August 2025	\$173.13	72
July 2025	\$172.81	73
June 2025	\$158.63	52
May 2025	\$153.10	37
Total	\$164.04	374



Solar Plus Storage Systems - Leased Systems

Type of Tariff	Average Cost per Month	Projects
Netting Tariff	\$259.74	1
October 2025	\$259.74	1
Total	\$259.74	1



All Systems - Customer Owned - 25kW or less

Type of Tariff	Distressed Municipality	Low Income	Non EJC
Buy-All Tariff	66.67%		33.33%
October 2025	100.00%		
September 2025			100.00%
August 2025	60.00%		40.00%
July 2025	66.67%		33.33%
May 2025	100.00%		
Netting Tariff	42.90%	6.68%	50.42%
October 2025	34.42%	7.91%	57.67%
September 2025	37.97%	8.02%	54.01%
August 2025	47.02%	6.55%	46.43%
July 2025	45.70%	6.99%	47.31%
June 2025	43.68%	5.75%	50.57%
May 2025	53.38%	3.76%	42.86%
Total	43.16%	6.60%	50.23%

Underserved Enrollment

Solar Only Systems - Customer Owned - 25kW or less

