



April 2026

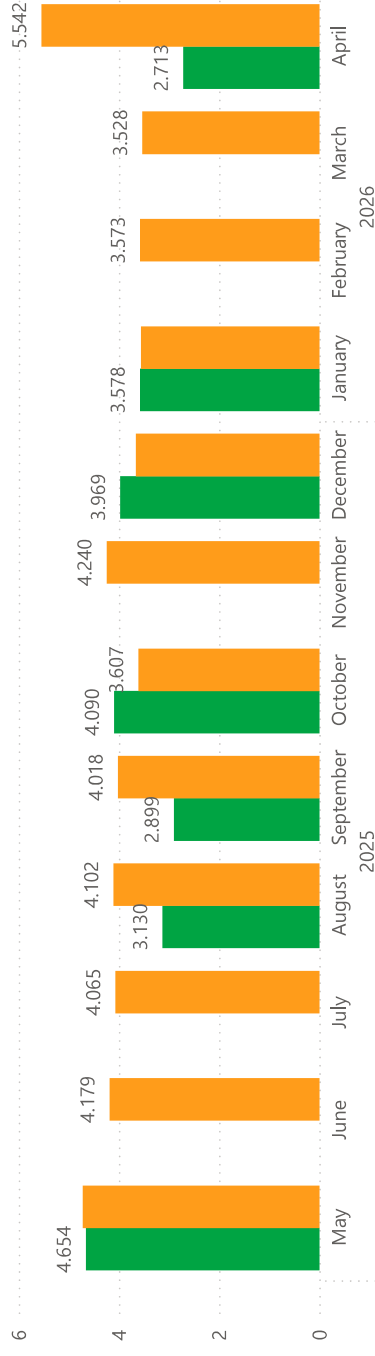
Solar Only Systems - Customer Owned

Type of Tariff	Average DC Cost Per Watt	Projects
Buy-All Tariff	3.56	6
April 2026	2.71	1
January 2026	3.58	3
December 2025	3.97	2
Netting Tariff	3.77	335
April 2026	5.54	10
March 2026	3.53	26
February 2026	3.57	36
January 2026	3.55	114
December 2025	3.66	85
November 2025	4.24	64
Total	3.77	341

Average Cost Per Watt

Solar Only Systems - Customer Owned

● Buy-All Tariff ● Netting Tariff




Solar Plus Storage Systems - Customer Owned

Type of Tariff	Average DC Cost Per Watt	Projects
Netting Tariff	4.44	35
April 2026	4.01	1
March 2026	4.33	11
February 2026	4.13	5
January 2026	4.81	12
December 2025	4.04	4
November 2025	4.58	2
Total	4.44	35

Netting Tariff - Average Cost Per Watt

Solar Plus Storage Systems - Customer Owned



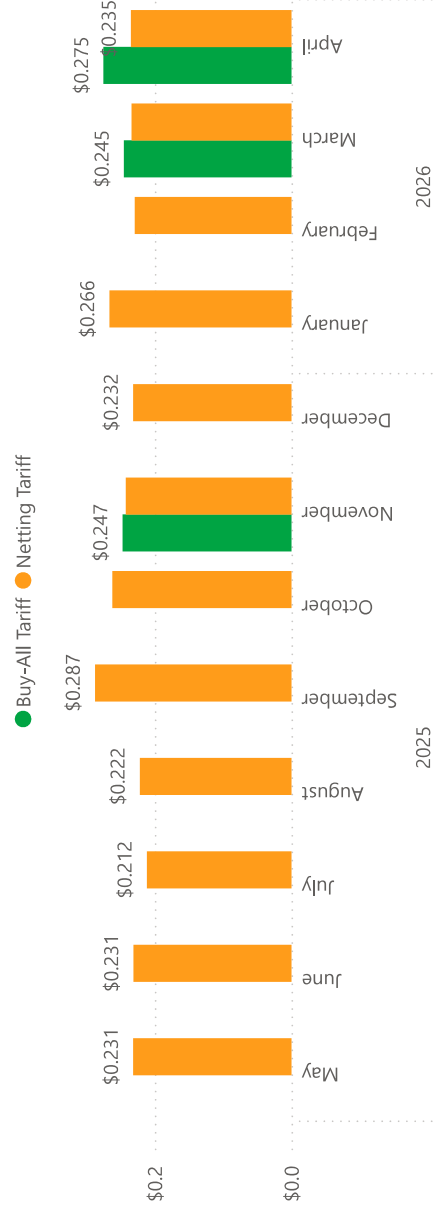


April 2026

Solar Only Systems - Power Purchase Agreements

Type of Tariff	Average Cost Per kWh	Projects
Buy-All Tariff	\$0.251	6
April 2026	\$0.275	1
March 2026	\$0.245	3
November 2025	\$0.247	2
Netting Tariff	\$0.239	522
April 2026	\$0.235	86
March 2026	\$0.234	91
February 2026	\$0.229	109
January 2026	\$0.266	85
December 2025	\$0.232	82
November 2025	\$0.242	69
Total	\$0.239	528

Average Cost Per kWh
Solar Only Systems - Power Purchase Agreements



Solar Plus Storage Systems - Power Purchase Agreements

Type of Tariff	Average Cost Per kWh	Projects
----------------	----------------------	----------

Total

Netting Tariff - Average Cost Per kWh

Solar Plus Storage Systems - Power Purchase Agreements



April 2026

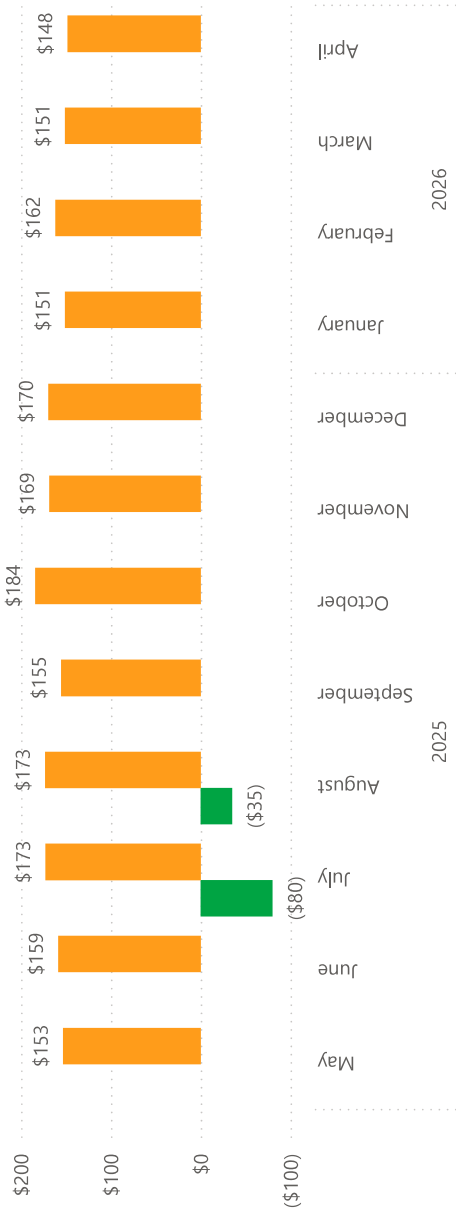
Solar Only Systems - Leased Systems

Type of Tariff	Average Cost Per Month	Projects
Netting Tariff	\$161.55	370
April 2026	\$148.26	30
March 2026	\$151.17	35
February 2026	\$161.83	82
January 2026	\$151.08	52
December 2025	\$169.55	76
November 2025	\$168.64	95
Total	\$161.55	370

Average Cost Per Month

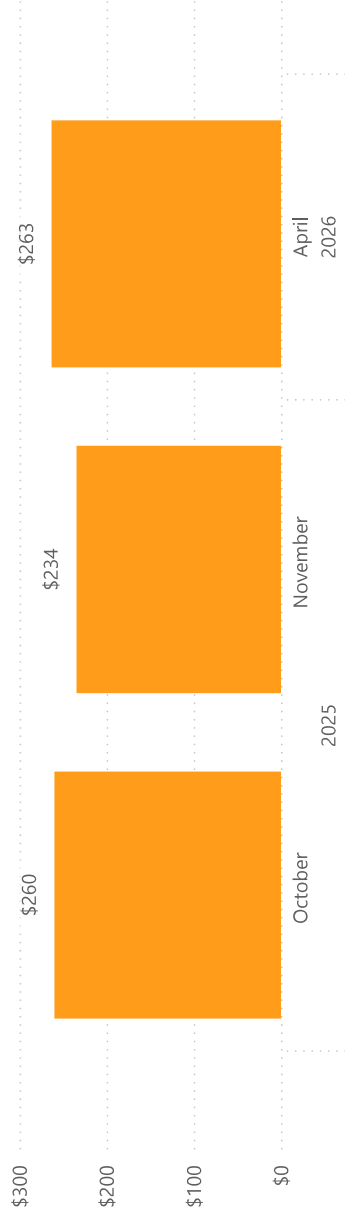
Solar Only Systems - Leased Systems

● Buy-All Tariff ● Netting Tariff



Netting Tariff - Average Cost Per Month

Solar Plus Storage Systems - Leased Systems



Solar Plus Storage Systems - Leased Systems

Type of Tariff	Average Cost per Month	Projects
Netting Tariff	\$255.78	4
April 2026	\$262.88	3
November 2025	\$234.47	1
Total	\$255.78	4

All Systems - Customer Owned - 25kW or less

Type of Tariff	Distressed Municipality	Low Income	Non EJC
Buy-All Tariff	33.33%		66.67%
April 2026			100.00%
March 2026	25.00%		75.00%
January 2026	33.33%		66.67%
December 2025			100.00%
November 2025	100.00%		
Netting Tariff	38.09%	8.54%	53.37%
April 2026	45.24%	13.10%	41.67%
March 2026	37.78%	12.59%	49.63%
February 2026	39.46%	7.17%	53.36%
January 2026	34.36%	7.34%	58.30%
December 2025	33.33%	7.41%	59.26%
November 2025	43.61%	8.37%	48.02%
Total	38.04%	8.45%	53.51%

Underserved Enrollment

Solar Only Systems - Customer Owned - 25kW or less

● Distressed Municipality ● Low Income ● Non EJC

